




Tribute to the Volunteers
International Race Drivers Club
May 19th and 20th, 2017
Pacific Raceways



2018 - Tribute to the Volunteers

Group 1

Pacific Raceway 2.250 miles

Points Race

5/20/2018 14:36

Race started at 14:39:53

Lap	Lap Tm	Diff	Lap	Lap Tm	Diff	Lap	Lap Tm	Diff	Lap	Lap Tm	Diff	Lap	Lap Tm	Diff
(65) Richard Cabe			(46) Gary Ochi			4 1:37.570 +0.113			8 1:37.837 +0.430			12 1:37.654 +0.010		
1	1:33.493	+4.469	1	1:38.217	+4.298	5	1:37.608	+0.151	9	1:37.955	+0.548	13	1:38.100	+0.456
2	1:29.801	+0.777	2	1:33.991	+0.072	6	1:37.759	+0.302	10	1:37.880	+0.473	14	1:38.202	+0.558
3	1:29.485	+0.461	3	1:33.963	+0.044	7	1:37.643	+0.186	11	1:38.105	+0.698	15	1:38.521	+0.877
4	1:29.500	+0.476	4	1:33.919		8	1:38.461	+1.004	12	1:37.648	+0.241	16	1:41.342	+3.698
5	1:29.664	+0.640	5	1:34.168	+0.249	9	1:37.620	+0.163	13	1:37.701	+0.294	17	1:39.527	+1.883
6	1:29.093	+0.069	6	1:34.776	+0.857	10	1:37.551	+0.094	14	1:37.519	+0.112	18	1:38.561	+0.917
7	1:29.024		7	1:34.620	+0.701	11	1:37.842	+0.385	15	1:38.156	+0.749	19	1:38.359	+0.715
8	1:30.445	+1.421	8	1:34.435	+0.516	12	1:37.651	+0.194	16	1:37.983	+0.576	(151) Matt Lowell		
9	1:29.328	+0.304	9	1:34.568	+0.649	13	1:37.660	+0.203	17	1:37.636	+0.229	1	1:42.755	+4.702
10	1:29.280	+0.256	10	1:34.403	+0.484	14	1:37.457		18	1:37.895	+0.488	2	1:38.940	+0.887
11	1:29.515	+0.491	11	1:34.393	+0.474	15	1:37.499	+0.042	19	1:38.025	+0.618	3	1:38.083	+0.030
12	1:29.690	+1.666	12	1:34.562	+0.643	16	1:37.740	+0.283	(209) Gamaliel Aguilar-Gamez			4	1:38.221	+0.168
13	1:30.046	+1.022	13	1:34.528	+0.609	17	1:37.662	+0.205	1	1:46.068	+9.158	5	1:41.049	+2.996
14	1:29.315	+0.291	14	1:35.133	+1.214	18	1:38.011	+0.554	2	1:38.414	+1.504	6	1:39.166	+1.113
15	1:29.546	+0.522	15	1:35.211	+1.292	19	1:37.704	+0.247	3	1:37.872	+0.962	7	1:38.919	+0.866
16	1:29.586	+0.562	16	1:35.433	+1.514	(114) Bruce Humberstone			4	1:38.349	+1.439	8	1:38.119	+0.066
17	1:30.535	+1.511	17	1:34.430	+0.511	1	1:42.101	+5.053	5	1:38.979	+2.069	9	1:38.193	+0.140
18	1:30.787	+1.763	18	1:34.643	+0.724	2	1:37.749	+0.701	6	1:38.862	+1.952	10	1:38.058	+0.005
19	1:29.486	+0.462	19	1:36.628	+2.709	3	1:37.751	+0.703	7	1:38.201	+1.291	11	1:38.260	+0.207
20	1:30.498	+1.474	(4) Patrick Boyle			4	1:37.711	+0.663	8	1:37.497	+0.587	12	1:38.394	+0.341
(76) Roger Stark			1	1:44.028	+8.162	5	1:37.246	+0.198	9	1:37.212	+0.302	13	1:40.574	+2.521
1	1:36.379	+6.541	2	1:38.818	+2.952	6	1:38.224	+1.176	10	1:37.448	+0.538	14	1:38.747	+0.694
2	1:29.838		3	1:36.351	+0.485	7	1:37.048		11	1:36.910		15	1:38.053	
3	1:30.624	+0.786	4	1:36.054	+0.188	8	1:38.014	+0.966	12	1:37.524	+0.614	16	1:38.425	+0.372
4	1:30.829	+0.991	5	1:36.784	+0.918	9	1:38.135	+1.087	13	1:37.412	+0.502	17	1:38.228	+0.175
5	1:31.661	+1.823	6	1:35.970	+0.104	10	1:37.382	+0.334	14	1:38.137	+1.227	18	1:38.449	+0.396
6	1:30.338	+0.500	7	1:35.866		11	1:38.735	+1.687	15	1:37.892	+0.982	19	1:38.700	+0.647
7	1:30.692	+0.854	8	1:38.188	+2.322	12	1:37.541	+0.493	16	1:38.058	+1.148	(91) Daniele Hovington		
8	1:30.959	+1.121	9	1:36.252	+0.386	13	1:37.771	+0.723	17	1:37.514	+0.604	1	1:43.551	+5.871
9	1:34.374	+4.536	10	1:36.293	+0.427	14	1:37.333	+0.285	18	1:37.830	+0.920	2	1:38.483	+0.803
10	1:31.073	+1.235	11	1:36.722	+0.856	15	1:37.347	+0.299	19	1:37.382	+0.472	3	1:38.236	+0.556
11	1:30.471	+0.633	12	1:37.068	+1.202	16	1:39.003	+1.955	(150) Martin Berryman			4	1:37.775	+0.095
12	1:31.601	+1.763	13	1:36.637	+0.771	17	1:38.054	+1.006	1	1:43.106	+5.565	5	1:40.744	+3.064
13	1:31.867	+2.029	14	1:37.460	+1.594	18	1:37.586	+0.538	2	1:38.207	+0.666	6	1:38.934	+1.254
14	1:33.242	+3.404	15	1:37.571	+1.705	19	1:37.972	+0.924	3	1:38.428	+0.887	7	1:38.740	+1.060
15	1:36.033	+6.195	16	1:37.486	+1.620	(89) Bryce Scott			4	1:37.742	+0.201	8	1:38.322	+0.642
16	1:32.551	+2.713	17	1:37.039	+1.173	1	1:42.539	+5.201	5	1:38.087	+0.546	9	1:37.680	
17	1:35.149	+5.311	18	1:37.109	+1.243	2	1:37.758	+0.420	6	1:38.704	+1.163	10	1:38.682	+1.002
18	1:31.099	+1.261	19	1:38.419	+2.553	3	1:37.569	+0.231	7	1:37.870	+0.329	11	1:38.857	+1.177
19	1:34.070	+4.232	(96) Brian Bercovitz			4	1:37.694	+0.356	8	1:37.981	+0.440	12	1:38.589	+0.909
20	1:31.452	+1.614	1	1:40.209	+2.954	5	1:37.477	+0.139	9	1:37.541		13	1:40.175	+2.495
(39) Eric Krause			2	1:37.555	+0.300	6	1:38.011	+0.673	10	1:38.266	+0.725	14	1:38.799	+1.119
1	1:37.030	+5.457	3	1:37.984	+0.729	7	1:38.934	+1.596	11	1:38.275	+0.734	15	1:38.201	+0.521
2	1:32.590	+1.017	4	1:37.722	+0.467	8	1:37.338		12	1:37.622	+0.081	16	1:38.217	+0.537
3	1:31.875	+0.302	5	1:37.535	+0.280	9	1:37.761	+0.423	13	1:37.770	+0.229	17	1:38.526	+0.846
4	1:31.770	+0.197	6	1:37.395	+0.140	10	1:37.845	+0.507	14	1:40.240	+2.699	18	1:38.042	+0.362
5	1:31.573		7	1:37.907	+0.652	11	1:37.541	+0.203	15	1:37.967	+0.426	19	1:38.656	+0.976
6	1:31.849	+0.276	8	1:37.546	+0.291	12	1:37.744	+0.406	16	1:38.194	+0.653	(142) Mark Carpenter		
7	1:31.860	+0.287	9	1:37.753	+0.498	13	1:37.536	+0.198	17	1:37.789	+0.248	1	1:44.393	+6.442
8	1:31.741	+0.168	10	1:37.978	+0.723	14	1:37.367	+0.029	18	1:37.979	+0.438	2	1:42.424	+4.473
9	1:32.715	+1.142	11	1:37.268	+0.013	15	1:37.427	+0.089	19	1:38.310	+0.769	3	1:38.803	+0.852
10	1:32.351	+0.778	12	1:37.612	+0.357	16	1:39.009	+1.671	(6) David Weller			4	1:38.725	+0.774
11	1:31.983	+0.410	13	1:37.325	+0.070	17	1:38.376	+1.038	1	1:43.810	+6.166	5	1:38.309	+0.358
12	1:32.088	+0.515	14	1:37.255		18	1:37.580	+0.242	2	1:38.435	+0.791	6	1:39.814	+1.863
13	1:32.492	+0.919	15	1:37.494	+0.239	19	1:39.047	+1.709	3	1:37.998	+0.354	7	1:38.438	+0.487
14	1:32.736	+1.163	16	1:37.344	+0.089	(141) Rob Johnston			4	1:38.150	+0.506	8	1:38.786	+0.835
15	1:32.919	+1.346	17	1:37.411	+0.156	1	1:42.306	+4.899	5	1:38.034	+0.390	9	1:39.162	+1.211
16	1:31.715	+0.142	18	1:37.289	+0.034	2	1:38.106	+0.699	6	1:38.331	+0.687	10	1:37.951	
17	1:32.842	+1.269	19	1:37.741	+0.486	3	1:38.012	+0.605	7	1:38.323	+0.679	11	1:38.487	+0.536
18	1:32.840	+1.267	(244) Corey Peters			4	1:37.796	+0.389	8	1:37.904	+0.260	12	1:39.617	+1.666
19	1:32.424	+0.851	1	1:41.392	+3.935	5	1:37.407		9	1:37.644		13	1:39.777	+1.826
20	1:31.859	+0.286	2	1:37.558	+0.101	6	1:37.928	+0.521	10	1:38.151	+0.507	14	1:38.980	+1.029
			3	1:37.693	+0.236	7	1:38.148	+0.741	11	1:37.984	+0.340	15	1:39.088	+1.137

Chief of Timing & Scoring

Orbits

Race Director

www.mylaps.com

Licensed to: IRDC



Tribute to the Volunteers
International Race Drivers Club
May 19th and 20th, 2017
Pacific Raceways



2018 - Tribute to the Volunteers

Group 1

Points Race

Race started at 14:39:53

Pacific Raceway 2.250 miles

5/20/2018 14:36

Lap	Lap Tm	Diff	Lap	Lap Tm	Diff	Lap	Lap Tm	Diff	Lap	Lap Tm	Diff	Lap	Lap Tm	Diff
16	1:39.309	+1.358	2	1:41.603	+1.601	9	1:40.845	+0.697	16	1:42.612	+2.155			
17	1:39.679	+1.728	3	1:40.677	+0.675	10	1:40.685	+0.537	17	1:42.643	+2.186			
18	1:39.956	+2.005	4	1:40.953	+0.951	11	1:40.843	+0.695	18	1:42.348	+1.891			
19	1:39.723	+1.772	5	1:41.238	+1.236	12	1:41.033	+0.885						
			6	1:41.213	+1.211	13	1:40.558	+0.410						
(122) Duncan Pearce			7	1:40.327	+0.325	14	1:40.944	+0.796	(78) Will Kellogg					
1	1:44.469	+5.308	8	1:40.674	+0.672	15	1:42.394	+2.246	1	2:03.229	+24.201			
2	1:39.844	+0.683	9	1:40.342	+0.340	16	1:40.663	+0.515	2	1:40.256	+1.228			
3	1:39.300	+0.139	10	1:40.307	+0.305	17	1:40.148		3	1:39.606	+0.578			
4	1:39.639	+0.478	11	1:40.542	+0.540	18	1:40.705	+0.557	4	1:40.505	+1.477			
5	1:40.005	+0.844	12	1:40.184	+0.182				5	1:40.423	+1.395			
6	1:39.213	+0.052	13	1:40.541	+0.539	(117) Gordon Winters			6	1:41.316	+2.288			
7	1:39.161		14	1:40.047	+0.045	1	1:47.128	+5.530	7	1:39.501	+0.473			
8	1:39.364	+0.203	15	1:40.933	+0.931	2	1:42.418	+0.820	8	1:39.028				
9	1:40.404	+1.243	16	1:40.138	+0.136	3	1:42.182	+0.584	9	1:39.160	+0.132			
10	1:39.389	+0.228	17	1:40.002		4	1:42.120	+0.522	10	1:39.368	+0.340			
11	1:40.256	+1.095	18	1:40.699	+0.697	5	1:42.512	+0.914	11	1:41.058	+2.030			
12	1:40.410	+1.249				6	1:41.854	+0.256	12	1:39.510	+0.482			
13	1:40.034	+0.873	(48) Michael Roy			7	1:42.148	+0.550	13	1:39.249	+0.221			
14	1:40.057	+0.896	1	1:46.319	+6.716	8	1:44.531	+2.933	14	1:39.966	+0.938			
15	1:39.831	+0.670	2	1:41.087	+1.484	9	1:43.114	+1.516	15	1:40.641	+1.613			
16	1:40.054	+0.893	3	1:42.709	+3.106	10	1:41.598							
17	1:40.110	+0.949	4	1:40.067	+0.464	11	1:42.390	+0.792	(82) Dan Rogers					
18	1:40.766	+1.605	5	1:40.608	+1.005	12	1:42.950	+1.352	1	1:56.740				
			6	1:40.808	+1.205	13	1:43.982	+2.384						
(84) Lee Storgaard			7	1:39.958	+0.355	14	1:43.702	+2.104						
1	1:45.288	+6.253	8	1:41.246	+1.643	15	1:42.218	+0.620						
2	1:40.667	+1.632	9	1:40.366	+0.763	16	1:42.095	+0.497						
3	1:40.564	+1.529	10	1:40.108	+0.505	17	1:42.425	+0.827						
4	1:39.476	+0.441	11	1:40.755	+1.152	18	1:42.432	+0.834						
5	1:39.232	+0.197	12	1:40.536	+0.933									
6	1:39.035		13	1:40.472	+0.869	(119) Jim Cissell								
7	1:39.571	+0.536	14	1:40.688	+1.085	1	1:48.204	+6.817						
8	1:39.177	+0.142	15	1:40.256	+0.653	2	1:42.896	+1.509						
9	1:39.328	+0.293	16	1:39.603		3	1:42.417	+1.030						
10	1:39.547	+0.512	17	1:39.715	+0.112	4	1:41.769	+0.382						
11	1:40.321	+1.286	18	1:40.848	+1.245	5	1:42.040	+0.653						
12	1:40.212	+1.177				6	1:41.337							
13	1:40.011	+0.976	(105) Tim ODonnell			7	1:46.567	+5.180						
14	1:39.742	+0.707	1	1:46.255	+6.426	8	1:44.415	+3.028						
15	1:40.672	+1.637	2	1:41.036	+1.207	9	1:42.636	+1.249						
16	1:39.785	+0.750	3	1:42.247	+2.418	10	1:41.898	+0.511						
17	1:39.920	+0.885	4	1:39.829		11	1:42.551	+1.164						
18	1:40.198	+1.163	5	1:40.925	+1.096	12	1:41.989	+0.602						
			6	1:41.737	+1.908	13	1:41.497	+0.110						
(137) Bill Ecker			7	1:41.106	+1.277	14	1:42.580	+1.193						
1	1:47.641	+8.412	8	1:40.853	+1.024	15	1:42.247	+0.860						
2	1:40.864	+1.635	9	1:41.004	+1.175	16	1:42.035	+0.648						
3	1:39.860	+0.631	10	1:41.054	+1.225	17	1:42.690	+1.303						
4	1:40.372	+1.143	11	1:40.765	+0.936	18	1:42.825	+1.438						
5	1:41.262	+2.033	12	1:41.079	+1.250									
6	1:39.377	+0.148	13	1:41.054	+1.225	(100) Tobias Basiliko								
7	1:39.965	+0.736	14	1:40.590	+0.761	1	1:48.083	+7.626						
8	1:39.484	+0.255	15	1:40.325	+0.496	2	1:41.814	+1.357						
9	1:39.562	+0.333	16	1:41.084	+1.255	3	1:42.302	+1.845						
10	1:40.380	+1.151	17	1:41.328	+1.499	4	1:41.515	+1.058						
11	1:39.658	+0.429	18	1:41.677	+1.848	5	1:40.600	+0.143						
12	1:39.325	+0.096				6	1:40.734	+0.277						
13	1:39.244	+0.015	(83) Nor Coquillard			7	1:41.139	+0.682						
14	1:39.639	+0.410	1	1:47.296	+7.148	8	1:40.780	+0.323						
15	1:40.009	+0.780	2	1:41.615	+1.467	9	1:40.457							
16	1:39.229		3	1:41.241	+1.093	10	1:41.496	+1.039						
17	1:39.890	+0.661	4	1:41.233	+1.085	11	1:40.979	+0.522						
18	1:40.229	+1.000	5	1:41.567	+1.419	12	1:40.968	+0.511						
			6	1:41.396	+1.248	13	1:41.677	+1.220						
(42) R G Wellington			7	1:41.173	+1.025	14	2:09.702	+29.245						
1	1:44.867	+4.865	8	1:40.508	+0.360	15	1:42.193	+1.736						

Chief of Timing & Scoring

Race Director

Orbits

www.mylaps.com
Licensed to: IRDC



Tribute to the Volunteers
International Race Drivers Club
May 19th and 20th, 2017
Pacific Raceways



2018 - Tribute to the Volunteers

Group 2

Pacific Raceway 2.250 miles

Points Race

5/20/2018 15:16

Race started at 15:20:53

Lap	Lap Tm	Diff	Lap	Lap Tm	Diff	Lap	Lap Tm	Diff	Lap	Lap Tm	Diff	Lap	Lap Tm	Diff
<u>(72) Jon Wilson</u>			6	1:42.016	+0.820	13	1:43.914	+0.142						
1	1:48.772	+9.630	7	1:42.813	+1.617	14	1:43.858	+0.086						
2	1:42.777	+3.635	8	1:41.371	+0.175	15	1:45.229	+1.457						
3	1:39.142		9	1:41.685	+0.489	16	1:44.151	+0.379						
4	1:40.254	+1.112	10	1:43.753	+2.557	17	1:43.772							
5	1:40.734	+1.592	11	1:42.237	+1.041	18	1:44.266	+0.494						
6	1:40.962	+1.820	12	1:42.548	+1.352	<u>(171) Sean Hester</u>								
7	1:40.783	+1.641	13	1:42.736	+1.540	1	1:49.822	+5.364						
8	1:40.408	+1.266	14	1:42.255	+1.059	2	1:45.492	+1.034						
9	1:40.864	+1.722	15	1:41.806	+0.610	3	1:44.710	+0.252						
10	1:41.233	+2.091	16	1:41.533	+0.337	4	1:44.971	+0.513						
11	1:41.264	+2.122	17	1:41.196		5	1:45.279	+0.821						
12	1:40.971	+1.829	18	1:41.374	+0.178	6	1:45.671	+1.213						
13	1:41.352	+2.210	<u>(71) Tim Venable</u>			7	1:46.054	+1.596						
14	1:41.894	+2.752	1	1:49.414	+7.717	8	1:45.768	+1.310						
15	1:40.861	+1.719	2	1:44.116	+2.419	9	1:45.634	+1.176						
16	1:40.407	+1.265	3	1:43.162	+1.465	10	1:45.714	+1.256						
17	1:40.992	+1.850	4	1:42.519	+0.822	11	1:45.310	+0.852						
18	1:42.033	+2.891	5	1:42.331	+0.634	12	1:45.758	+1.300						
<u>(75) Greg Holz</u>			6	1:42.957	+1.260	13	1:46.118	+1.660						
1	1:46.635	+5.852	7	1:42.097	+0.400	14	1:45.532	+1.074						
2	1:41.453	+0.670	8	1:42.552	+0.855	15	1:45.495	+1.037						
3	1:41.368	+0.585	9	1:42.599	+0.902	16	1:44.678	+0.220						
4	1:43.388	+2.605	10	1:42.315	+0.618	17	1:44.458							
5	1:41.364	+0.581	11	1:42.006	+0.309	18	1:46.633	+2.175						
6	1:41.013	+0.230	12	1:42.123	+0.426	<u>(29) Frank DiMiceli</u>								
7	1:40.796	+0.013	13	1:42.039	+0.342	1	1:53.986	+5.794						
8	1:40.821	+0.038	14	1:41.697		2	1:49.285	+1.093						
9	1:41.299	+0.516	15	1:42.288	+0.591	3	1:49.854	+1.662						
10	1:40.950	+0.167	16	1:42.203	+0.506	4	1:49.421	+1.229						
11	1:40.958	+0.175	17	1:42.188	+0.491	5	1:49.447	+1.255						
12	1:41.177	+0.394	18	1:43.349	+1.652	6	1:50.086	+1.894						
13	1:40.810	+0.027	<u>(68) Daniel Shaw</u>			7	1:49.251	+1.059						
14	1:41.160	+0.377	1	1:50.325	+7.503	8	1:50.129	+1.937						
15	1:41.538	+0.755	2	1:45.091	+2.269	9	1:48.214	+0.022						
16	1:41.219	+0.436	3	1:44.964	+2.142	10	1:48.484	+0.292						
17	1:40.783		4	1:43.511	+0.689	11	1:48.192							
18	1:41.208	+0.425	5	1:43.378	+0.556	12	1:49.141	+0.949						
<u>(30) Mark Higinbotham</u>			6	1:43.811	+0.989	13	1:53.249	+5.057						
1	1:47.288	+6.192	7	1:43.376	+0.554	14	1:51.014	+2.822						
2	1:42.526	+1.430	8	1:43.337	+0.515	15	1:50.055	+1.863						
3	1:43.116	+2.020	9	1:43.460	+0.638	16	1:49.804	+1.612						
4	1:43.012	+1.916	10	1:43.236	+0.414	17	1:48.873	+0.681						
5	1:42.496	+1.400	11	1:42.822		<u>(23) Linda Heinrich</u>								
6	1:42.125	+1.029	12	1:43.285	+0.463	1	1:57.937	+9.883						
7	1:42.227	+1.131	13	1:43.586	+0.764	2	1:50.729	+2.675						
8	1:42.405	+1.309	14	1:42.910	+0.088	3	1:50.899	+2.845						
9	1:41.096		15	1:43.352	+0.530	4	1:49.636	+1.582						
10	1:43.789	+2.693	16	1:43.110	+0.288	5	1:49.328	+1.274						
11	1:42.261	+1.165	17	1:43.614	+0.792	6	1:50.101	+2.047						
12	1:42.514	+1.418	18	1:43.330	+0.508	7	1:52.733	+4.679						
13	1:42.447	+1.351	<u>(49) Noriko de Guzman</u>			8	1:49.994	+1.940						
14	1:41.566	+0.470	1	1:53.672	+9.900	9	1:49.051	+0.997						
15	1:41.593	+0.497	2	1:47.324	+3.552	10	1:49.834	+1.780						
16	1:41.412	+0.316	3	1:47.112	+3.340	11	1:50.663	+2.609						
17	1:41.455	+0.359	4	1:45.832	+2.060	12	1:48.120	+0.066						
18	1:41.231	+0.135	5	1:45.798	+2.026	13	1:50.023	+1.969						
<u>(88) Keith Novak</u>			6	1:45.785	+2.013	14	1:48.054							
1	1:47.626	+6.430	7	1:45.613	+1.841	15	1:48.557	+0.503						
2	1:42.993	+1.797	8	1:45.061	+1.289	16	1:48.270	+0.216						
3	1:42.662	+1.466	9	1:44.310	+0.538	17	1:48.322	+0.268						
4	1:42.463	+1.267	10	1:44.447	+0.675									
5	1:42.474	+1.278	11	1:44.624	+0.852									
			12	1:44.959	+1.187									

Chief of Timing & Scoring

Orbits


Race Director

www.mylaps.com

Licensed to: IRDC



Tribute to the Volunteers
International Race Drivers Club
May 19th and 20th, 2017
Pacific Raceways



2018 - Tribute to the Volunteers

Group 4

Pacific Raceway 2.250 miles

Points Race

5/20/2018 12:36

Race started at 12:40:05

Lap	Lap Tm	Diff	Lap	Lap Tm	Diff	Lap	Lap Tm	Diff	Lap	Lap Tm	Diff	Lap	Lap Tm	Diff
			12	1:33.858	+0.387	9	1:53.948	+2.299						
			13	1:33.471		10	1:53.476	+1.827						
(17) Mike Kelley			14	2:28.262	+54.791	11	2:07.035	+15.386						
1	1:37.192	+11.651	15	1:44.870	+11.399	12	2:34.120	+42.471						
2	1:28.111	+2.570	16	2:32.853	+59.382	13	3:19.522	+1:27.873						
3	1:27.703	+2.162												
4	1:26.503	+0.962												
5	1:25.541		(39) Eric Krause			(8) Rudy Revak								
6	1:26.056	+0.515	1	1:40.171	+7.694	1	1:38.290	+12.147						
7	1:25.567	+0.026	2	1:34.453	+1.976	2	1:30.311	+4.168						
8	1:26.339	+0.798	3	1:33.648	+1.171	3	1:27.991	+1.848						
9	1:28.296	+2.755	4	1:33.618	+1.141	4	1:26.340	+0.197						
10	1:27.844	+2.303	5	1:32.819	+0.342	5	1:27.209	+1.066						
11	1:29.738	+4.197	6	1:33.167	+0.690	6	1:26.336	+0.193						
12	1:29.501	+3.960	7	1:32.931	+0.454	7	1:27.162	+1.019						
13	1:30.281	+4.740	8	1:33.427	+0.950	8	1:27.469	+1.326						
14	1:45.556	+20.015	9	1:32.477		9	1:26.591	+0.448						
15	2:56.242	+1:30.701	10	1:32.800	+0.323	10	1:27.379	+1.236						
16	3:19.816	+1:54.275	11	1:33.164	+0.687	11	1:26.646	+0.503						
			12	1:36.592	+4.115	12	1:26.143							
			13	1:41.884	+9.407									
(71) Michael McKinney			14	2:29.439	+56.962	(82) Dan Rogers								
1	1:49.879	+21.862	15	1:49.992	+17.515	1	1:37.737	+12.415						
2	1:37.570	+9.553	16	2:24.726	+52.249	2	1:31.054	+5.732						
3	1:31.871	+3.854				3	1:26.819	+1.497						
4	1:32.155	+4.138	(28) James Hudson			4	1:25.816	+0.494						
5	1:30.055	+2.038	1	1:43.683	+10.812	5	1:25.322							
6	1:30.797	+2.780	2	1:36.802	+3.931	6	1:25.543	+0.221						
7	1:29.911	+1.894	3	1:35.237	+2.366	7	1:25.914	+0.592						
8	1:29.815	+1.798	4	1:35.795	+2.924	8	1:37.061	+11.739						
9	1:29.332	+1.315	5	1:34.416	+1.545									
10	1:28.017		6	1:36.860	+3.989	(15) Jack Zarowny								
11	1:29.746	+1.729	7	1:35.005	+2.134	1	1:39.144	+8.701						
12	1:28.616	+0.599	8	1:33.004	+0.133	2	1:30.443							
13	1:29.392	+1.375	9	1:33.302	+0.431	3	1:30.712	+0.269						
14	1:32.305	+4.288	10	1:32.871		4	1:34.986	+4.543						
15	2:24.232	+56.215	11	1:33.964	+1.093	5	1:34.567	+4.124						
16	3:19.245	+1:51.228	12	1:35.246	+2.375	6	1:34.590	+4.147						
			13	1:46.161	+13.290									
(108) Dan Gavrila			14	2:56.478	+1:23.607	(22) Wouter Bouman								
1	1:41.405	+8.325	15	3:19.931	+1:47.060	1	1:37.131	+6.991						
2	1:34.705	+1.625				2	1:30.140							
3	1:34.408	+1.328	(46) Gary Ochi											
4	1:33.719	+0.639	1	1:42.104	+7.498									
5	1:33.563	+0.483	2	1:35.238	+0.632									
6	1:34.233	+1.153	3	1:34.672	+0.066									
7	1:34.085	+1.005	4	1:35.036	+0.430									
8	1:33.588	+0.508	5	1:35.856	+1.250									
9	1:33.777	+0.697	6	1:39.106	+4.500									
10	1:33.304	+0.224	7	1:35.275	+0.669									
11	1:33.102	+0.022	8	1:34.606										
12	1:33.080		9	1:34.825	+0.219									
13	1:35.420	+2.340	10	1:34.822	+0.216									
14	2:28.182	+55.102	11	1:34.887	+0.281									
15	1:44.885	+11.805	12	1:40.674	+6.068									
16	2:32.285	+59.205	13	1:38.630	+4.024									
			14	2:54.750	+1:20.144									
(7) Shaun Northrop			15	3:19.922	+1:45.316									
1	1:41.234	+7.763	(47) Brian Anderson											
2	1:34.429	+0.958	1	1:57.622	+5.973									
3	1:34.200	+0.729	2	1:57.587	+5.938									
4	1:33.802	+0.331	3	1:54.965	+3.316									
5	1:33.709	+0.238	4	1:57.180	+5.531									
6	1:34.180	+0.709	5	1:58.379	+6.730									
7	1:34.158	+0.687	6	1:52.615	+0.966									
8	1:33.534	+0.063	7	1:52.303	+0.654									
9	1:33.668	+0.197	8	1:51.649										
10	1:34.208	+0.737												
11	1:33.840	+0.369												

Chief of Timing & Scoring

Orbits

Race Director

www.mylaps.com

Licensed to: IRDC



Tribute to the Volunteers
International Race Drivers Club
May 19th and 20th, 2017
Pacific Raceways



2018 - Tribute to the Volunteers

Group 5

Points Race

Race started at 13:20:09

Pacific Raceway 2.250 miles

5/20/2018 13:16



Lap	Lap Tm	Diff	Lap	Lap Tm	Diff	Lap	Lap Tm	Diff	Lap	Lap Tm	Diff	Lap	Lap Tm	Diff
			9	1:38.183	+0.204	(122) Duncan Pearce			10	1:39.643	+1.321	1	3:17.478	+1:37.500
(8) Terry Overdiek			10	1:38.979	+1.000	1	3:19.928	+1:40.982	11	1:38.322		2	1:49.381	+9.403
1	3:23.761	+1:49.349	11	1:38.282	+0.303	2	1:44.953	+6.007	12	1:40.415	+2.093	3	1:45.653	+5.675
2	1:43.739	+9.327	12	1:39.239	+1.260	3	1:40.221	+1.275	13	1:39.800	+1.478	4	1:43.295	+3.317
3	1:39.021	+4.609	13	1:38.352	+0.373	4	1:40.050	+1.104	14	1:38.499	+0.177	5	1:43.109	+3.131
4	1:38.362	+3.950	14	1:38.424	+0.445	5	1:39.341	+0.395	15	1:39.005	+0.683	6	1:42.185	+2.207
5	1:35.132	+0.720	15	1:37.979		6	1:39.285	+0.339	16	1:41.080	+2.758	7	1:42.447	+2.469
6	1:35.884	+1.472	16	1:39.682	+1.703	7	1:39.468	+0.522	17	1:38.732	+0.410	8	1:41.334	+1.356
7	1:35.034	+0.622	17	1:38.586	+0.607	8	1:39.114	+0.168	(10) Colin Koehler			9	1:40.855	+0.877
8	1:35.310	+0.898	(79) Lyall Edey			9	1:39.174	+0.228	1	3:18.957	+1:38.779	10	1:40.243	+0.265
9	1:34.988	+0.576	1	3:21.162	+1:42.926	10	1:39.620	+0.674	2	1:47.978	+7.800	11	1:41.499	+1.521
10	1:34.673	+0.261	2	1:45.080	+6.844	11	1:39.334	+0.388	3	1:42.409	+2.231	12	1:41.224	+1.246
11	1:34.412		3	1:45.080	+6.844	12	1:39.737	+0.791	4	1:41.225	+1.047	13	1:40.556	+0.578
12	1:34.726	+0.314	4	1:40.196	+1.960	13	1:39.017	+0.071	5	1:41.105	+0.927	14	1:39.978	
13	1:35.683	+1.271	5	1:39.282	+1.046	14	1:40.589	+1.643	6	1:41.087	+0.909	15	1:41.145	+1.167
14	1:36.849	+2.437	6	1:39.497	+1.261	15	1:39.043	+0.097	7	1:41.472	+1.294	16	1:40.779	+0.801
15	1:36.407	+1.995	7	1:39.286	+1.050	16	1:38.946		8	1:41.405	+1.227	17	1:40.676	+0.698
16	1:36.048	+1.636	8	1:38.524	+0.288	17	1:38.962	+0.016	9	1:41.995	+1.817	(83) Nor Coquillard		
17	1:35.944	+1.532	9	1:38.405	+0.169	(78) Will Kellogg			10	1:41.393	+1.215	1	3:18.981	+1:37.772
(38) Josh Moriarty			10	1:38.836	+0.600	1	3:21.713	+1:42.997	11	1:41.006	+0.828	2	1:51.192	+9.983
1	3:23.372	+1:47.374	11	1:38.236		2	1:47.101	+8.385	12	1:41.420	+1.242	3	1:44.320	+3.111
2	1:43.372	+7.374	12	1:39.009	+0.773	3	1:42.604	+3.888	13	1:41.288	+1.110	4	1:44.038	+2.829
3	1:38.518	+2.520	13	1:38.552	+0.316	4	1:40.605	+1.889	14	1:41.107	+0.929	5	1:47.622	+6.413
4	1:36.965	+0.967	14	1:38.310	+0.074	5	1:38.937	+0.221	15	1:40.626	+0.448	6	1:43.257	+2.048
5	1:36.611	+0.613	15	1:38.599	+0.363	6	1:38.849	+0.133	16	1:42.222	+2.044	7	1:42.458	+1.249
6	1:36.383	+0.385	16	1:38.525	+0.289	7	1:38.987	+0.271	17	1:40.178		8	1:42.646	+1.437
7	1:36.556	+0.558	17	1:38.567	+0.331	8	1:38.880	+0.164	(49) Roldan de Guzman			9	1:42.133	+0.924
8	1:36.024	+0.026	(141) Rob Johnston			9	1:38.975	+0.259	1	3:18.679	+1:38.308	10	1:42.105	+0.896
9	1:36.284	+0.286	1	3:22.130	+1:43.832	10	1:38.716		2	1:47.533	+7.162	11	1:41.645	+0.436
10	1:35.998		2	1:44.765	+6.467	11	1:38.881	+0.165	3	1:42.076	+1.705	12	1:41.209	
11	1:36.552	+0.554	3	1:40.775	+2.477	12	1:38.881	+0.165	4	1:41.603	+1.232	13	1:41.453	+0.244
12	1:38.655	+2.657	4	1:40.504	+2.206	13	1:38.904	+0.188	5	1:41.603	+1.232	14	1:42.273	+1.064
13	1:37.272	+1.274	5	1:39.232	+0.934	14	1:40.816	+2.100	6	1:42.009	+1.638	15	1:42.340	+1.131
14	1:37.131	+1.133	6	1:39.452	+1.154	15	1:38.951	+0.235	7	1:41.359	+0.988	16	1:41.342	+0.133
15	1:36.560	+0.562	7	1:39.026	+0.728	16	1:38.833	+0.117	8	1:41.940	+1.569	(117) Gordon Winters		
16	1:36.455	+0.457	8	1:38.666	+0.368	17	1:39.312	+0.596	9	1:41.850	+1.479	1	3:18.573	+1:36.733
17	1:38.760	+2.762	9	1:38.298		(100) Tobias Basiliko			10	1:40.837	+0.466	2	1:51.294	+9.454
(89) Bryce Scott			10	1:38.894	+0.596	1	3:19.190	+1:38.367	11	1:41.422	+1.051	3	1:43.932	+2.092
1	3:22.664	+1:44.341	11	1:38.500	+0.202	2	1:47.352	+6.529	12	1:41.191	+0.820	4	1:43.653	+1.813
2	1:43.933	+5.610	12	1:39.146	+0.848	3	1:41.980	+1.157	13	1:41.143	+0.772	5	1:43.099	+1.259
3	1:41.104	+2.781	13	1:39.238	+0.940	4	1:41.027	+0.204	14	1:40.935	+0.564	6	1:44.727	+2.887
4	1:39.530	+1.207	14	1:38.980	+0.682	5	1:41.281	+0.458	15	1:40.717	+0.346	7	1:44.389	+2.549
5	1:39.529	+1.206	15	1:39.794	+1.496	6	1:40.823		16	1:42.069	+1.698	8	1:43.586	+1.746
6	1:39.359	+1.036	16	1:38.879	+0.581	7	1:41.442	+0.619	17	1:40.371		9	1:42.185	+0.345
7	1:38.936	+0.613	17	1:38.725	+0.427	8	1:41.193	+0.370	(48) Michael Roy			10	1:43.133	+1.293
8	1:38.620	+0.297	(150) Lester Soman			9	1:41.256	+0.433	1	3:20.858	+1:42.067	11	1:42.301	+0.461
9	1:38.637	+0.314	1	3:19.958	+1:41.685	10	1:41.145	+0.322	2	1:50.958	+12.167	12	1:42.135	+0.295
10	1:38.323		2	1:46.009	+7.736	11	1:41.055	+0.232	3	1:42.564	+3.773	13	1:41.840	
11	1:38.390	+0.067	3	1:40.293	+2.020	12	1:41.238	+0.415	4	1:42.937	+4.146	14	1:41.941	+0.101
12	1:38.621	+0.298	4	1:39.402	+1.129	13	1:41.318	+0.495	5	1:42.937	+4.146	15	1:42.243	+0.403
13	1:38.501	+0.178	5	1:39.046	+0.773	14	1:41.240	+0.417	6	1:43.053	+4.262	16	1:42.626	+0.786
14	1:38.739	+0.416	6	1:39.016	+0.743	15	1:41.405	+0.582	7	1:42.578	+3.787	(03) John Morris		
15	1:38.413	+0.090	7	1:39.436	+1.163	16	1:41.447	+0.624	8	1:42.311	+3.520	1	3:18.418	+1:36.470
16	1:38.519	+0.196	8	1:39.015	+0.742	17	1:41.275	+0.452	9	1:41.824	+3.033	2	1:53.004	+11.056
17	1:38.417	+0.094	9	1:39.484	+1.211	(67) Tom Pittsenbarger			10	1:40.824	+2.617	3	1:45.198	+3.250
(142) Mark Carpenter			10	1:39.343	+1.070	1	3:18.677	+1:40.355	11	1:40.738	+1.947	4	1:44.296	+2.348
1	3:21.531	+1:43.552	11	1:38.762	+0.489	2	1:51.936	+13.614	12	1:42.278	+3.487	5	1:43.524	+1.576
2	1:45.232	+7.253	12	1:39.766	+1.493	3	1:45.924	+7.602	13	1:41.217	+2.426	6	1:42.810	+0.862
3	1:39.848	+1.869	13	1:38.273		4	1:43.635	+5.313	14	1:40.277	+1.486	7	1:42.412	+0.464
4	1:39.355	+1.376	14	1:40.223	+1.950	5	1:42.992	+4.670	15	1:39.947	+1.156	8	1:41.948	
5	1:39.647	+1.668	15	1:38.797	+0.524	6	1:42.635	+4.313	16	1:39.434	+0.643	9	1:42.803	+0.855
6	1:39.265	+1.286	16	1:38.629	+0.356	7	1:41.939	+3.617	17	1:38.791		10	1:43.957	+2.009
7	1:39.129	+1.150	17	1:39.289	+1.016	8	1:40.576	+2.254	(19) Mark LaCombe			11	1:43.688	+1.740
8	1:38.639	+0.660				9	1:40.491	+2.169	1	3:20.858	+1:42.067	12	1:42.398	+0.450

Chief of Timing & Scoring

Race Director

Orbits

www.mylaps.com

Licensed to: IRDC



Tribute to the Volunteers
International Race Drivers Club
May 19th and 20th, 2017
Pacific Raceways



2018 - Tribute to the Volunteers

Group 5

Pacific Raceway 2.250 miles

Points Race

5/20/2018 13:16

Race started at 13:20:09

Lap	Lap Tm	Diff	Lap	Lap Tm	Diff	Lap	Lap Tm	Diff	Lap	Lap Tm	Diff	Lap	Lap Tm	Diff
13	1:42.411	+0.463	8	1:43.599	+1.232									
14	1:43.234	+1.286	9	1:42.504	+0.137									
15	1:42.795	+0.847	10	1:44.051	+1.684									
16	1:43.200	+1.252	11	1:42.367										
			12	1:43.303	+0.936									

(171) Sean Hester

1	3:17.904	+1:34.045
2	1:50.737	+6.878
3	1:44.391	+0.532
4	1:45.056	+1.197
5	1:44.921	+1.062
6	1:44.144	+0.285
7	1:43.859	
8	1:44.398	+0.539
9	1:44.527	+0.668
10	1:45.176	+1.317
11	1:44.701	+0.842
12	1:46.129	+2.270
13	1:45.501	+1.642
14	1:45.930	+2.071
15	1:46.536	+2.677
16	1:47.439	+3.580

(57) Duane Martinsen

1	3:22.030	+1:36.596
2	1:45.434	

(46) Tim Stake

1	3:18.797	+1:34.719
2	1:54.917	+10.839
3	1:47.216	+3.138
4	1:47.463	+3.385
5	1:46.199	+2.121
6	1:45.239	+1.161
7	1:44.603	+0.525
8	1:44.785	+0.707
9	1:44.991	+0.913
10	1:45.344	+1.266
11	1:46.149	+2.071
12	1:44.573	+0.495
13	1:44.423	+0.345
14	1:44.078	
15	1:46.688	+2.610
16	1:44.874	+0.796

(06) Chris Piotrowski

1	3:17.861	+1:36.680
2	1:49.797	+8.616
3	1:44.648	+3.467
4	1:43.389	+2.208
5	1:42.677	+1.496
p6	2:24.345	+43.164
7	1:56.471	+15.290
8	1:42.659	+1.478
9	1:41.955	+0.774
10	1:42.701	+1.520
11	1:42.357	+1.176
12	1:42.760	+1.579
13	1:42.751	+1.570
14	1:42.289	+1.108
15	1:41.181	
16	1:41.336	+0.155

(33) Jonathan Youngblood

1	3:20.499	+1:38.132
p2	8:37.813	+6:55.446
3	2:06.582	+24.215
4	1:43.223	+0.856
5	1:43.529	+1.162
6	1:42.608	+0.241
7	1:42.431	+0.064


Chief of Timing & Scoring
Race Director

Orbits

www.mylaps.com
Licensed to: IRDC



Tribute to the Volunteers
International Race Drivers Club
May 19th and 20th, 2017
Pacific Raceways



2018 - Tribute to the Volunteers

Group 6 / Group 3

Pacific Raceway 2.250 miles

Points Race

5/20/2018 13:56

Race started at 14:00:12

Lap	Lap Tm	Diff	Lap	Lap Tm	Diff	Lap	Lap Tm	Diff	Lap	Lap Tm	Diff	Lap	Lap Tm	Diff	
<u>(02) Daryl Owens</u>			<u>(51) Clayton Sturge</u>			3	1:42.225	+4.943							
1	1:32.305	+0.185	1	1:44.081	+8.318	4	1:38.429	+1.147							
2	1:23.869	+1.749	2	1:36.617	+0.854	5	1:38.006	+0.724							
3	1:27.186	+5.066	3	1:37.488	+1.725	6	1:38.303	+1.021							
4	1:24.364	+2.244	4	1:37.654	+1.891	7	1:38.149	+0.867							
5	1:25.225	+3.105	5	1:37.609	+1.846	8	1:38.574	+1.292							
6	1:24.100	+1.980	6	1:37.103	+1.340	9	1:40.002	+2.720							
7	1:23.993	+1.873	7	1:36.848	+1.085	10	1:38.256	+0.974							
8	1:27.723	+5.603	8	1:37.540	+1.777	11	1:38.706	+1.424							
9	1:23.018	+0.898	9	1:37.169	+1.406	12	1:39.113	+1.831							
10	1:22.120		10	1:36.755	+0.992	13	1:38.440	+1.158							
11	1:26.154	+4.034	11	1:37.658	+1.895	14	1:37.282								
12	1:22.516	+0.396	12	1:36.496	+0.733	15	1:38.611	+1.329							
13	1:22.330	+0.210	13	1:36.623	+0.860	16	1:40.059	+2.777							
14	1:29.353	+7.233	14	1:37.347	+1.584	17	1:37.354	+0.072							
15	1:23.410	+1.290	15	1:36.045	+0.282	18	1:38.898	+1.616							
16	1:29.710	+7.590	16	1:36.622	+0.859	19	1:39.942	+2.660							
17	1:22.545	+0.425	17	1:36.641	+0.878	<u>(8) Lee Fjellanger</u>									
18	1:23.640	+1.520	18	1:36.615	+0.852	1	1:52.199	+10.603							
19	1:28.795	+6.675	19	1:35.763		2	1:46.064	+4.468							
20	1:26.170	+4.050	<u>(33) Trout Roberts</u>			3	1:48.791	+7.195							
21	1:26.234	+4.114	1	1:42.850	+7.272	4	1:44.428	+2.832							
<u>(166) Karl Seeger</u>			2	1:37.848	+2.270	5	1:45.018	+3.422							
1	1:36.540	+9.830	3	1:37.786	+2.208	6	1:44.592	+2.996							
2	1:28.317	+1.607	4	1:37.843	+2.265	7	1:44.758	+3.162							
3	1:30.207	+3.497	5	1:37.659	+2.081	8	1:44.346	+2.750							
4	1:29.537	+2.827	6	1:37.109	+1.531	9	1:44.707	+3.111							
5	1:30.645	+3.935	7	1:37.539	+1.961	10	1:43.769	+2.173							
6	1:30.065	+3.355	8	1:36.940	+1.362	11	1:45.302	+3.706							
7	1:30.834	+4.124	9	1:36.652	+1.074	12	1:43.816	+2.220							
8	1:29.964	+3.254	10	1:37.391	+1.813	13	1:45.097	+3.501							
9	1:29.975	+3.265	11	1:38.312	+2.734	14	1:41.596								
10	1:30.814	+4.104	12	1:35.578		15	1:42.622	+1.026							
11	1:29.147	+2.437	13	1:36.982	+1.404	16	1:42.662	+1.066							
12	1:28.037	+1.327	14	1:37.956	+2.378	17	1:43.220	+1.624							
13	1:29.171	+2.461	15	1:36.026	+0.448	18	1:42.763	+1.167							
14	1:29.682	+2.972	16	1:35.797	+0.219	<u>(56) Bruce Beachman</u>									
15	1:29.227	+2.517	17	1:36.362	+0.784	1	1:32.637	+6.256							
16	1:30.254	+3.544	18	1:36.852	+1.274	2	1:27.810	+1.429							
17	1:29.114	+2.404	19	1:35.833	+0.255	3	1:27.569	+1.188							
18	1:29.229	+2.519	<u>(6) Donn Snyder</u>			4	1:27.344	+0.963							
19	1:27.880	+1.170	1	1:46.467	+9.669	5	1:28.844	+2.463							
20	1:26.710		2	1:38.021	+1.223	6	1:29.373	+2.992							
<u>(61) Jeff Truess</u>			3	1:38.718	+1.920	7	1:28.371	+1.990							
1	1:41.347	+10.930	4	1:39.494	+2.696	8	1:30.498	+4.117							
2	1:35.282	+4.865	5	1:38.899	+2.101	9	1:27.574	+1.193							
3	1:34.443	+4.026	6	1:38.964	+2.166	10	1:36.217	+9.836							
4	1:34.060	+3.643	7	1:37.568	+0.770	11	1:28.115	+1.734							
5	1:33.212	+2.795	8	1:38.427	+1.629	12	1:29.351	+2.970							
6	1:32.334	+1.917	9	1:40.318	+3.520	13	1:27.715	+1.334							
7	1:32.688	+2.271	10	1:38.213	+1.415	14	1:26.831								
8	1:32.212	+1.795	11	1:38.471	+1.673	15	1:26.948	+0.567							
9	1:32.622	+2.205	12	1:39.539	+2.741	<u>(11) Dale Pestes</u>									
10	1:32.234	+1.817	13	1:38.263	+1.465	1	1:49.393	-3:59:05.382							
11	1:31.865	+1.448	14	1:37.025	+0.227	2	1:46.064	-3:59:08.711							
12	1:32.332	+1.915	15	1:38.775	+1.977	3	2:07.556	-3:58:47.219							
13	1:31.903	+1.486	16	1:37.637	+0.839	4	1:25.665	-3:59:29.110							
14	1:31.541	+1.124	17	1:36.798		5	1:48.937	-3:59:05.838							
15	1:31.040	+0.623	18	1:37.596	+0.798										
16	1:30.417		19	1:38.376	+1.578										
17	1:32.503	+2.086	<u>(42) Tom Forsyth</u>												
18	1:32.056	+1.639	1	1:44.028	+6.746										
19	1:31.693	+1.276	2	1:38.886	+1.604										
20	1:30.867	+0.450													

Chief of Timing & Scoring

Orbits

Race Director

www.mylaps.com

Licensed to: IRDC



Tribute to the Volunteers
International Race Drivers Club
May 19th and 20th, 2017
Pacific Raceways



2018 - Tribute to the Volunteers

Group 7

Pacific Raceway 2.250 miles

Novice Race

5/19/2018 15:53

Race started at 16:42:11

Lap	Lap Tm	Diff	Lap	Lap Tm	Diff	Lap	Lap Tm	Diff	Lap	Lap Tm	Diff	Lap	Lap Tm	Diff
			8	1:51.072	+8.167									
(177) John Parkinson			9	1:45.294	+2.389									
1	1:45.489	+5.420	10	1:44.824	+1.919									
2	1:42.993	+2.924	11	1:42.905										
3	1:42.347	+2.278	12	1:43.241	+0.336									
4	1:42.040	+1.971												
5	1:42.409	+2.340	(214) Stewart Quam											
6	1:41.929	+1.860	1	1:53.249	+6.725									
p7	4:00.325	+2:20.256	2	1:47.634	+1.110									
8	2:33.906	+53.837	3	1:48.103	+1.579									
9	1:44.785	+4.716	4	1:48.770	+2.246									
10	1:41.228	+1.159	5	1:48.262	+1.738									
11	1:40.069		p6	4:58.589	+3:12.065									
12	1:42.583	+2.514	7	2:41.515	+54.991									
13	1:40.505	+0.436	8	1:47.654	+1.130									
			9	1:46.524										
(211) Josh Voigt			10	1:47.372	+0.848									
1	1:44.852	+4.474	11	1:47.273	+0.749									
2	1:46.569	+6.191	12	1:47.247	+0.723									
3	1:42.886	+2.508												
4	1:43.355	+2.977	(07) Greg Hartman											
5	1:40.378		1	1:52.037	+4.970									
p6	5:19.443	+3:39.065	2	1:47.859	+0.792									
7	2:48.469	+1:08.091	3	1:48.771	+1.704									
8	1:41.973	+1.595	4	1:48.578	+1.511									
9	1:41.041	+0.663	5	1:48.119	+1.052									
10	1:41.574	+1.196	p6	5:01.749	+3:14.682									
11	1:41.048	+0.670	7	2:40.028	+52.961									
12	1:40.965	+0.587	8	1:48.470	+1.403									
13	1:11.415	-28.963	9	1:48.372	+1.305									
			10	1:47.785	+0.718									
(06) Chris Piotrowski			11	1:47.067										
1	1:46.720	+3.908	12	1:47.087	+0.020									
2	1:43.063	+0.251												
3	1:42.942	+0.130	(168) Stefan McIntyre											
4	1:44.476	+1.664	1	2:08.273	+22.251									
5	1:44.792	+1.980	2	1:46.730	+0.708									
p6	5:15.937	+3:33.125	3	1:47.127	+1.105									
7	2:47.632	+1:04.820	4	1:46.022										
8	1:43.734	+0.922	p5	4:12.279	+2:26.257									
9	1:43.113	+0.301	6	2:35.750	+49.728									
10	1:43.532	+0.720	7	2:16.982	+30.960									
11	1:42.812		8	1:48.549	+2.527									
12	1:43.772	+0.960	9	1:46.845	+0.823									
			10	1:47.301	+1.279									
(151) John Wright			11	1:47.503	+1.481									
1	1:48.590	+5.938	(01) Don Kittmer											
2	1:44.438	+1.786	1	2:03.508	+15.028									
3	1:46.111	+3.459	2	1:48.745	+0.265									
4	1:44.453	+1.801	3	1:48.480										
5	1:43.678	+1.026	4	1:50.126	+1.646									
p6	5:15.730	+3:33.078	5	1:49.060	+0.580									
7	2:43.064	+1:00.412												
8	1:43.660	+1.008	(121) Andrew Michel											
9	1:43.632	+0.980	1	2:00.350	+11.489									
10	1:42.652		2	1:53.992	+5.131									
11	1:43.904	+1.252	3	1:51.224	+2.363									
12	1:42.911	+0.259	4	1:51.910	+3.049									
			5	1:48.861										
(144) Chris Ward			(114) Mary Zeitner											
1	1:49.415	+6.510	1	2:18.131	+4.837									
2	1:45.651	+2.746	2	2:15.974	+2.680									
3	1:44.866	+1.961	3	2:13.294										
4	1:43.495	+0.590	4	2:17.744	+4.450									
5	1:44.090	+1.185												
p6	5:16.472	+3:33.567												
7	2:41.988	+59.083												

Chief of Timing & Scoring

Orbits

Race Director

www.mylaps.com
Licensed to: IRDC



Tribute to the Volunteers
International Race Drivers Club
May 19th and 20th, 2017
Pacific Raceways



2018 - Tribute to the Volunteers

Group 8

Pacific Raceway 2.250 miles

NWMECS Race

5/19/2018 16:33

Race started at 17:17:19

Lap	Lap Tm	Diff	Lap	Lap Tm	Diff	Lap	Lap Tm	Diff	Lap	Lap Tm	Diff	Lap	Lap Tm	Diff
<u>(28) James Hudson</u>			2	1:39.356	+1.148	6	1:39.427	+0.004	13	1:44.716	+1.439			
			3	1:40.861	+2.653	7	1:39.805	+0.382	14	1:44.555	+1.278			
1	1:39.115	+5.309	4	1:40.709	+2.501	8	1:39.423		15	1:44.020	+0.743			
2	1:35.618	+1.812	5	1:40.233	+2.025	9	1:39.997	+0.574	p16	3:10.466	+1:27.189			
3	1:36.463	+2.657	6	1:40.028	+1.820	10	1:43.075	+3.652	17	2:01.689	+18.412			
4	1:35.193	+1.387	7	1:40.082	+1.874	11	1:40.076	+0.653	18	1:46.180	+2.903			
5	1:35.854	+2.048	8	1:39.681	+1.473	12	1:39.920	+0.497	19	1:44.757	+1.480			
6	1:35.571	+1.765	9	1:39.495	+1.287	13	1:39.960	+0.537	20	1:44.526	+1.249			
7	1:35.409	+1.603	p10	2:56.803	+1:18.595	14	1:41.348	+1.925	21	1:44.592	+1.315			
8	1:34.698	+0.892	11	1:52.870	+14.662	15	1:41.449	+2.026	22	1:45.562	+2.285			
9	1:33.882	+0.076	12	1:40.248	+2.040	16	1:39.898	+0.475	23	1:44.239	+0.962			
10	1:33.806		13	1:39.322	+1.114	17	1:40.710	+1.287	24	1:44.313	+1.036			
11	1:34.583	+0.777	14	1:40.079	+1.871	p18	3:57.770	+2:18.347	25	1:45.122	+1.845			
12	1:35.313	+1.507	15	1:40.422	+2.214	19	3:31.281	+1:51.858	26	1:44.682	+1.405			
13	1:35.972	+2.166	16	1:40.575	+2.367	20	1:43.006	+3.583	27	1:44.022	+0.745			
p14	3:28.516	+1:54.710	17	1:39.107	+0.899	21	1:41.535	+2.112	<u>(108) Dan Gavrila</u>					
15	1:54.244	+20.438	18	1:40.670	+2.462	22	1:40.786	+1.363	1	1:38.680	+5.257			
16	1:36.841	+3.035	19	1:38.464	+0.256	23	1:40.489	+1.066	2	1:34.215	+0.792			
17	1:35.327	+1.521	20	1:40.798	+2.590	24	1:39.944	+0.521	3	1:35.092	+1.669			
18	1:34.899	+1.093	21	1:39.666	+1.458	25	1:40.595	+1.172	4	1:34.454	+1.031			
19	1:34.256	+0.450	22	1:40.261	+2.053	26	1:41.428	+2.005	5	1:33.459	+0.036			
20	1:34.602	+0.796	23	1:39.898	+1.690	27	1:40.611	+1.188	6	1:33.708	+0.285			
21	1:35.962	+2.156	24	1:39.579	+1.371	28	1:40.193	+0.770	7	1:33.711	+0.288			
22	1:35.802	+1.996	25	1:40.049	+1.841	<u>(171) Sean Hester</u>								
23	1:34.532	+0.726	26	1:39.514	+1.306	1	1:50.041	+4.318	8	1:34.143	+0.720			
24	1:34.619	+0.813	27	1:39.708	+1.500	2	1:46.480	+0.757	9	1:34.879	+1.456			
25	1:34.865	+1.059	28	1:40.915	+2.707	3	1:46.495	+0.772	10	1:34.411	+0.988			
26	1:34.647	+0.841	29	1:41.424	+3.216	4	1:46.472	+0.749	11	1:34.115	+0.692			
27	1:34.053	+0.247	30	1:38.208		5	1:45.723		12	1:33.949	+0.526			
28	1:34.266	+0.460	<u>(137) Bill Ecker</u>						13	1:35.354	+1.931			
29	1:34.611	+0.805	1	1:45.290	+5.175	6	1:46.261	+0.538	14	1:34.709	+1.286			
30	1:44.265	+10.459	2	1:40.854	+0.739	7	1:46.315	+0.592	15	1:34.218	+0.795			
<u>(91) Daniele Hovington</u>			3	1:41.055	+0.940	8	1:46.564	+0.841	16	1:34.081	+0.658			
1	1:43.781	+6.485	4	1:40.452	+0.337	9	1:46.854	+1.131	17	1:33.423				
2	1:40.187	+2.891	5	1:40.497	+0.382	10	1:47.599	+1.876	18	1:34.704	+1.281			
3	1:39.910	+2.614	6	1:40.489	+0.374	11	1:47.154	+1.431	19	1:34.288	+0.865			
4	1:39.716	+2.420	7	1:40.336	+0.221	12	1:47.319	+1.596	20	1:34.162	+0.739			
5	1:40.365	+3.069	8	1:40.564	+0.449	13	1:47.162	+1.439	21	1:33.568	+0.145			
6	1:39.642	+2.346	9	1:40.338	+0.223	14	1:46.944	+1.221	<u>(84) Lee Storgaard</u>					
7	1:39.734	+2.438	10	1:40.303	+0.188	p15	3:14.410	+1:28.687	1	1:45.193	+4.470			
8	1:39.853	+2.557	11	1:40.817	+0.702	16	2:02.030	+16.307	2	1:40.843	+0.120			
9	1:39.728	+2.432	12	1:40.331	+0.216	17	1:47.334	+1.611	3	1:41.519	+0.796			
10	1:40.441	+3.145	13	1:41.346	+1.231	18	1:47.438	+1.715	4	1:40.723				
11	1:40.650	+3.354	p14	3:21.837	+1:41.722	19	1:47.367	+1.644	5	1:41.083	+0.360			
12	1:41.166	+3.870	15	1:52.810	+12.695	20	1:46.794	+1.071						
13	1:41.887	+4.591	16	1:40.412	+0.297	21	1:46.925	+1.202						
14	1:41.970	+4.674	17	1:40.247	+0.132	22	1:47.117	+1.394						
p15	3:08.270	+1:30.974	18	1:40.115		23	1:47.070	+1.347						
16	1:52.198	+14.902	19	1:40.765	+0.650	24	1:47.321	+1.598						
17	1:38.870	+1.574	20	1:42.683	+2.568	25	1:47.655	+1.932						
18	1:38.595	+1.299	21	1:41.632	+1.517	26	1:47.382	+1.659						
19	1:38.280	+0.984	22	1:40.585	+0.470	27	1:47.447	+1.724						
20	1:39.322	+2.026	23	1:40.388	+0.273	28	1:47.643	+1.920						
21	1:38.610	+1.314	24	1:40.767	+0.652	<u>(117) Gordon Winters</u>								
22	1:38.018	+0.722	25	1:40.595	+0.480	1	1:48.335	+5.058						
23	1:37.772	+0.476	26	1:41.012	+0.897	2	1:44.674	+1.397						
24	1:37.797	+0.501	27	1:40.333	+0.218	3	1:45.738	+2.461						
25	1:38.320	+1.024	28	1:41.176	+1.061	4	1:46.937	+3.660						
26	1:37.645	+0.349	29	1:41.156	+1.041	5	1:45.944	+2.667						
27	1:37.296		<u>(109) Manfred F Duske</u>						6	3:30.470	+1:47.193			
28	1:40.047	+2.751	1	1:56.974	+17.551	7	1:44.446	+1.169	7	1:44.446	+1.169			
29	1:40.966	+3.670	2	1:40.576	+1.153	8	1:46.069	+2.792	8	1:46.069	+2.792			
30	1:38.422	+1.126	3	1:39.525	+0.102	9	1:45.132	+1.855	9	1:45.132	+1.855			
<u>(42) Tom Forsyth</u>			4	1:39.972	+0.549	10	1:43.277		10	1:43.277				
1	1:40.719	+2.511	5	1:39.504	+0.081	11	1:44.535	+1.258	11	1:44.535	+1.258			
						12	1:45.105	+1.828	12	1:45.105	+1.828			

Chief of Timing & Scoring

Orbits

Race Director

www.mylaps.com

Licensed to: IRDC