



CHICAINE CHALLENGE XVIII
 CASCADE SPORTS CAR CLUB
 JUNE 5 - 6, 2010
 PORTLAND INTERNATIONAL RACEWAYS


Combined Qualifying
 Revised Group 1

Chicane Challenge XVIII

Group 1

Portland International Raceway 1.970 Miles

Combined Qualifying



Pos	No.	Name	Class	Overall BestTm	In Session	2nd Overall Time	2nd Session	Group	Number
1	52	Manfred Duske	SPO	1:23.060	Qualifying 1	1:23.595	Qualifying 1	Group 1	52
2	3	Michael McAleenan	SPM	1:23.450	Qualifying 1	1:23.799	Qualifying 1	Group 1	3
3	00	Duke Goss	SPM	1:24.274	Qualifying 1	1:26.022	Qualifying 1	Group 1	00
4	8	Terry Overdiek	SPU	1:27.750	Qualifying 1	1:28.563	Qualifying 1	Group 1	8
5	40	Stan Bovetz	SPM	1:29.386	Qualifying 1	1:29.811	Qualifying 1	Group 1	40
6	761	Donn Snyder	SPM	1:29.579	Qualifying 1	1:30.882	Qualifying 1	Group 1	761
7	180	Darren Dilley	SPU	1:31.003	Qualifying 1	1:31.129	Qualifying 1	Group 1	180
8	108	Dan Gavrila	PRO3	1:31.178	Qualifying 1	1:31.571	Qualifying 1	Group 1	108
9	60	Caelin Gabriel	PRO3	1:31.289	Qualifying 1	1:31.567	Qualifying 1	Group 1	60
10	59	Jeff Van Lierop	PRO3	1:31.400	Qualifying 1	1:31.555	Qualifying 1	Group 1	59
11	130	Michael Olsen	PRO3	1:31.875	Qualifying 1	1:33.214	Qualifying 1	Group 1	130
12	107	Jim McAdie	SPM	1:31.991	Qualifying 1	1:32.271	Qualifying 1	Group 1	107
13	196	Scott Hieronymus	PRO3	1:32.121	Qualifying 1	1:32.794	Qualifying 1	Group 1	196
14	102	Dan Rogers	PRO3	1:32.754	Qualifying 1	1:33.201	Qualifying 1	Group 1	102
15	131	Martin Berryman	PRO3	1:33.405	Qualifying 1	1:33.762	Qualifying 1	Group 1	131
16	41	Rob Johnston	PRO3	1:33.497	Qualifying 1	1:33.800	Qualifying 1	1	
17	45	Richard Whittemore	PRO3	1:33.670	Qualifying 1	1:34.050	Qualifying 1	Group 1	45
18	64	Rick Emerson	PRO3	1:33.984	Qualifying 1	1:34.582	Qualifying 1	Group 1	64
19	89	Mike Blaszcak	SPM	1:34.022	Qualifying 1	1:34.372	Qualifying 1	Group 1	89
20	183	Charles Hurley	PRO3	1:34.539	Qualifying 1	1:34.844	Qualifying 1	Group 1	183
21	105	Ted Rees	PRO3	1:34.706	Qualifying 1	1:34.951	Qualifying 1	Group 1	105
22	325	Cavan O'Keefe	PRO3	1:35.008	Qualifying 1	1:35.277	Qualifying 1	Group 1	325
23	29	Michael Shofstall	SPU	1:35.949	Qualifying 1	1:38.186	Qualifying 1	Group 1	29
24	83	Mark Estes	PRO3	1:36.269	Qualifying 1	1:37.081	Qualifying 1	Group 1	83
25	319	Jim Cissell	PRO3	1:36.664	Qualifying 1	1:37.360	Qualifying 1	Group 1	319
26	188	Jason Vein	PRO3	2:04.618	Qualifying 2	2:06.419	Qualifying 2	Group 1	188
27	436	James Clouston	PRO3	2:06.919	Qualifying 2	2:07.208	Qualifying 2	1	
28	178	Ken Hill	PRO3	2:07.003	Qualifying 2	2:07.673	Qualifying 2	1	
29	146	Guy Selle	DP	2:15.510	Qualifying 2	2:15.657	Qualifying 2	Group 1	146
30	93	Joe Manke	SPO		Qualifying 1		Qualifying 1	Group 1	93
31	28	Brandy Willie	PRO3		Qualifying 1		Qualifying 1	Group 1	426

Announcements

Car #28 loss of Saturday qualifying times

Chief of Timing & Scoring

Orbits

Race Steward

www.mylaps.com

Licensed to: Cascade Sports Car Club




CHICAINE CHALLENGE XVIII
 CASCADE SPORTS CAR CLUB
 JUNE 5 - 6, 2010
 PORTLAND INTERNATIONAL RACEWAYS

Combined Qualifying
 Revised Group 2

Chicane Challenge XVIII

Group 2
 REVISED

Portland International Raceway 1.970 Miles



Pos	No.	Name	Class	Overall BestTm	In Session	2nd Overall Time	2nd Session	Group	Number
1	99	Jon Bonforte	EP	1:32.338	Qualifying 1	1:32.742	Qualifying 1	Group 2	99
2	32	Chris Heinrich	CSM	1:33.579	Qualifying 1	1:33.711	Qualifying 1	Group 2	32
3	30	Mark Higinbotham	SM	1:33.601	Qualifying 1	1:34.021	Qualifying 1	Group 2	30
4	43	Dave Dunning	CSM	1:33.795	Qualifying 1	1:33.935	Qualifying 1	Group 2	43
5	396	Jeff Klein	SM	1:34.310	Qualifying 1	1:34.801	Qualifying 1	Group 2	396
6	135	Mike Tripp	SM	1:34.801	Qualifying 1	1:34.942	Qualifying 1	Group 2	135
7	372	Frank Carwan	SM	1:34.892	Qualifying 1	1:36.279	Qualifying 1	Group 2	372
8	29	Frank DiMiceli	SM	1:35.146	Qualifying 1	1:35.343	Qualifying 1	Group 2	29
9	56	Peter Linssen	GP	1:35.316	Qualifying 1	1:35.317	Qualifying 1	Group 2	56
10	09	Scott Faris	SM	1:35.706	Qualifying 1	1:35.848	Qualifying 1	Group 2	09
11	11	Bret Bienert	GP	1:35.726	Qualifying 1	1:36.222	Qualifying 1	Group 2	11
12	14	Phil Rees	SM	1:35.799	Qualifying 1	1:35.809	Qualifying 1	Group 2	14
13	363	Joe Blair	SM	1:36.021	Qualifying 1	1:36.601	Qualifying 1	Group 2	363
14	443	Tony Kihlstedius	GP	1:36.044	Qualifying 1	1:36.259	Qualifying 1	Group 2	443
15	53	Skip Yocom	HP	1:36.226	Qualifying 1	1:37.603	Qualifying 1	Group 2	53
16	44	Joe Hinton	SM	1:36.234	Qualifying 1	1:36.382	Qualifying 1	Group 2	44
17	137	Michael Colangelo	H4	1:36.824	Qualifying 1	1:36.965	Qualifying 1	Group 2	137
18	31	Darrell LeBlanc	SM	1:37.059	Qualifying 1	1:37.148	Qualifying 1	Group 2	31
19	57	Duane Martinsen	PRO7	1:37.235	Qualifying 1	1:37.466	Qualifying 1	Group 2	57
20	4	Richard Hindman	CSM	1:37.820	Qualifying 1	1:38.289	Qualifying 1	Group 2	4
21	2	Bill Visee	PRO7	1:38.110	Qualifying 1	1:39.269	Qualifying 1	Group 2	2
22	463	Brendan Blair	SM	1:38.228	Qualifying 1	1:38.305	Qualifying 1	Group 2	463
23	123	Linda Heinrich	FP	1:38.450	Qualifying 1	1:38.625	Qualifying 1	Group 2	123
24	402	Lee Sousley	PRO7	1:39.023	Qualifying 1	1:39.691	Qualifying 1	Group 2	
25	492	Mitch Lea	EP	1:39.902	Qualifying 1	1:40.461	Qualifying 1	Group 2	492
26	08	Jeff Bizzell	PRO7	1:40.347	Qualifying 1	1:40.533	Qualifying 1	Group 2	08
27	48	Bambi Jilek	PRO7	1:40.432	Qualifying 1	1:40.442	Qualifying 1	Group 2	48
28	139	Daniel Shrader	CR	1:40.790	Qualifying 1	1:40.939	Qualifying 1	Group 2	139
29	01	Michael Riensche	CR	1:41.198	Qualifying 1	1:42.066	Qualifying 1	Group 2	01
30	187	Mark Ridgeway	PRO7	1:41.203	Qualifying 1	1:41.289	Qualifying 1	Group 2	187
31	373	Walt Wendolowski	HP	2:18.746	Qualifying 2	2:22.354	Qualifying 2	Group 2	373
32	39	Kristine Craine	EP		Qualifying 1		Qualifying 1	2	

Announcements

Car #39 DQed and loss of qualifying times. Car #39 did not go out Sunday so no times show

Chief of Timing & Scoring

Orbits

Race Steward

www.mylaps.com

Licensed to: Cascade Sports Car Club



CHICAINE CHALLENGE XVIII
 CASCADE SPORTS CAR CLUB
 JUNE 5 - 6, 2010
 PORTLAND INTERNATIONAL RACEWAYS

Combined Qualifying
 Revised Group 3

Chicane Challenge XVIII

Group 3

Portland International Raceway 1.970 Miles

Combined Qualifying



Pos	No.	Name	Class	Overall BestTm	In Session	2nd Overall Time	2nd Session	Group	Number
1	18	Michael Lensen	FC	1:18.849	Qualifying 1	1:18.893	Qualifying 1	Group 3	18
2	58	Neil Shelton	CF	1:22.901	Qualifying 1	1:23.169	Qualifying 1	Group 3	58
3	08	James Hepburn	CF	1:23.426	Qualifying 1	1:23.432	Qualifying 1	Group 3	08
4	32	Larry Bangert	CF	1:23.476	Qualifying 1	1:23.757	Qualifying 1	Group 3	32
5	71	Sherm Johnston	CF	1:27.539	Qualifying 1	1:28.182	Qualifying 1	Group 3	
6	759	Clayton Sturge	FF	1:28.966	Qualifying 1	1:29.536	Qualifying 1	Group 3	759
7	2	J.C. Cuevas	FF	1:29.284	Qualifying 1	1:29.717	Qualifying 1	Group 3	2
8	33	Trout Roberts	CF	1:30.389	Qualifying 1	1:30.975	Qualifying 1	Group 3	33

Chief of Timing & Scoring

Orbits

Race Steward

www.mylaps.com

Licensed to: Cascade Sports Car Club



CHICAINE CHALLENGE XVIII
 CASCADE SPORTS CAR CLUB
 JUNE 5 - 6, 2010
 PORTLAND INTERNATIONAL RACEWAYS


Combined Qualifying
 Revised Group 4

Chicane Challenge XVIII

Group 4

Portland International Raceway 1.970 Miles

REVISED COMBINED QUALIFYING



Pos	No.	Name	Class	Overall BestTm	In Session	2nd Overall Time	2nd Session	Group	Number
1	52	Manfred Duske	GT1	1:21.683	Qualifying 1	1:21.772	Qualifying 1	Group 4	52
2	93	Joe Manke	GT1	1:22.237	Qualifying 1	1:22.523	Qualifying 1	Group 4	93
3	09	Gary Bockman	GT3	1:22.759	Qualifying 1	1:22.908	Qualifying 1	4	
4	3	Michael McAleenan	ST	1:23.014	Qualifying 1	1:23.109	Qualifying 1	Group 4	3
5	1	Bud Reichard	GT2	1:23.457	Qualifying 1	1:23.853	Qualifying 1	Group 4	1
6	748	Jerold Lowe	ST	1:26.984	Qualifying 1	1:27.551	Qualifying 1	4	
7	140	Paul Fitzgerald	ITE	1:27.360	Qualifying 1	1:27.364	Qualifying 1	Group 4	
8	03	Kevin Smith	AS	1:28.125	Qualifying 1	1:28.502	Qualifying 1	Group 4	03
9	67	Jeff Penick	GT1	1:28.683	Qualifying 1	1:28.761	Qualifying 1	Group 4	67
10	9	Steve Clinton	ST	1:28.938	Qualifying 1	1:29.339	Qualifying 1	Group 4	9
11	107	Jim McAdie	RS	1:32.262	Qualifying 1	1:32.324	Qualifying 1	Group 4	107
12	2	William Dallas	AS	1:33.102	Qualifying 2	1:46.175	Qualifying 2	Group 4	2
13	89	Mike Blaszcak	RS	1:33.963	Qualifying 1	1:34.235	Qualifying 1	Group 4	89
14	741	David Stenner	RS	1:34.248	Qualifying 1	1:34.599	Qualifying 1	Group 4	741
15	731	Lester Soman	RS	1:36.386	Qualifying 1	1:36.421	Qualifying 1	Group 4	731
16	488	Adam Greenberg	ST	1:50.062	Qualifying 2	1:50.538	Qualifying 2	4	
17	341	Todd Bradish	ITE	1:50.746	Qualifying 2	1:54.146	Qualifying 2	Group4	341



CHICAINE CHALLENGE XVIII
 CASCADE SPORTS CAR CLUB
 JUNE 5 - 6, 2010
 PORTLAND INTERNATIONAL RACEWAYS


Combined Qualifying
 Group 5

Chicane Challenge XVIII

Group 5

Portland International Raceway 1.970 Miles

Combined Qualifying



Pos	No.	Name	Class	Overall BestTm	In Session	2nd Overall Time	2nd Session	Group	Number
1	24	Mark Hanken	EIP	1:29.250	Qualifying 1	1:29.892	Qualifying 1	Group 5	24
2	59	Jeff Van Lierop	EIP	1:30.548	Qualifying 1	1:30.839	Qualifying 1	Group 5	59
3	28	Brandy Willie	EIP	1:30.617	Qualifying 1	1:31.386	Qualifying 1	Group 5	426
4	36	Dane Babkirk	EIP	1:30.656	Qualifying 1	1:30.761	Qualifying 1	Group 5	36
5	108	Dan Gavrilu	EIP	1:30.827	Qualifying 1	1:30.986	Qualifying 1	Group 5	108
6	60	Caelin Gabriel	EIP	1:31.068	Qualifying 1	1:31.126	Qualifying 1	Group 5	60
7	196	Scott Hieronymus	EIP	1:31.558	Qualifying 1	1:31.595	Qualifying 1	Group 5	196
8	130	Michael Olsen	EIP	1:31.642	Qualifying 1	1:31.831	Qualifying 1	Group 5	130
9	102	Dan Rogers	EIP	1:31.917	Qualifying 1	1:32.215	Qualifying 1	Group 5	102
10	67	Ron Johnson	GTL	1:32.281	Qualifying 1	1:32.325	Qualifying 1	Group 5	67
11	743	Will Schrader	ITA	1:32.550	Qualifying 1	1:32.809	Qualifying 1	Group 5	743
12	86	Danny Bradshaw	EIP	1:32.568	Qualifying 1	1:32.805	Qualifying 1	Group 5	86
13	99	Karen Stimson	EIP	1:32.817	Qualifying 1	1:34.220	Qualifying 1	Group 5	99
14	301	Scott Shobert	EIP	1:33.513	Qualifying 1	1:33.586	Qualifying 1	Group 5	301
15	45	Richard Whittemore	EIP	1:33.631	Qualifying 1	1:33.738	Qualifying 1	Group 5	45
16	105	Ted Rees	EIP	1:33.877	Qualifying 1	1:34.045	Qualifying 1	Group 5	105
17	41	Rob Johnston	EIP	1:34.278	Qualifying 1	1:34.888	Qualifying 1	1	
18	135	Mike Tripp	ITA	1:34.896	Qualifying 1	1:35.042	Qualifying 1	Group 5	135
19	131	Martin Berryman	EIP	1:34.967	Qualifying 1	1:35.317	Qualifying 1	Group 5	131
20	29	Frank DiMiceli	ITA	1:35.035	Qualifying 1	1:35.231	Qualifying 1	Group 5	29
21	11	Bret Bienerth	ITA	1:35.933	Qualifying 1	1:36.080	Qualifying 1	Group 5	11
22	09	Scott Faris	ITA	1:35.965	Qualifying 1	1:36.006	Qualifying 1	Group 5	09
23	31	Darrell LeBlanc	ITA	1:36.950	Qualifying 1	1:37.111	Qualifying 1	Group 5	31
24	53	Skip Yocom	HIP	1:37.030	Qualifying 1	1:37.341	Qualifying 1	Group 5	53
25	4	Richard Hindman	ITA	1:37.220	Qualifying 1	1:37.957	Qualifying 1	Group 5	4
26	137	Michael Colangelo	ITA	1:37.338	Qualifying 1	1:37.437	Qualifying 1	Group 5	137
27	319	Jamie Cissell	EIP	1:37.878	Qualifying 1	1:37.904	Qualifying 1	Group 5	309
28	40	Morgan Smith	ITS	1:38.580	Qualifying 1	1:38.979	Qualifying 1	Group 5	40
29	123	Linda Heinrich	GTL	1:39.201	Qualifying 1	1:39.236	Qualifying 1	Group 5	123
30	08	Jeff Bizzell	ITA	1:39.318	Qualifying 1	1:39.664	Qualifying 1	Group 5	08
31	187	Mark Ridgeway	PRO7	1:40.898	Qualifying 1	1:41.247	Qualifying 1	Group 2	187
32	48	Bambi Jilek	ITA	1:41.587	Qualifying 1	1:41.603	Qualifying 1	Group 5	48
33	482	Will Sousley	ITA	1:42.132	Qualifying 1	1:42.869	Qualifying 1	Group 5	
34	436	James Clouston	EIP	2:02.711	Qualifying 2	2:04.286	Qualifying 2	7	
35	446	Perry Hartman	EIP	2:19.293	Qualifying 2	2:19.436	Qualifying 2	Group 7	
36	187	Mark Ridgeway	ITA	2:21.694	Qualifying 2	2:23.499	Qualifying 2	Group 2	187

Chief of Timing & Scoring

Orbits

Race Steward

www.mylaps.com

Licensed to: Cascade Sports Car Club



CHICAINE CHALLENGE XVIII
 CASCADE SPORTS CAR CLUB
 JUNE 5 - 6, 2010
 PORTLAND INTERNATIONAL RACEWAYS


Combined Qualifying
 Group 6

Chicane Challenge XVIII

Group 6

Portland International Raceway 1.970 Miles

Combined Qualifying



Pos	No.	Name	Class	Overall BestTm	In Session	2nd Overall Time	2nd Session	Group	Number
1	43	Dave Bennitt	FSR	1:27.595	Qualifying 1	1:28.235	Qualifying 1	Group 6	43
2	333	Rod Schaeffer	Novice OW	1:31.037	Qualifying 1	1:32.085	Qualifying 1	Group 6	333
3	64	Kirk Hall	ESR	1:33.322	Qualifying 1	1:33.324	Qualifying 1	Group 6	64
4	11	Norm Smith	ESR	1:33.727	Qualifying 1	1:33.896	Qualifying 1	Group 6	11

Chief of Timing & Scoring

Orbits

Race Steward

www.mylaps.com

Licensed to: Cascade Sports Car Club