


Group 1

Group 1 Qualifying MON

Qualify

Mission Raceway Park 2.120 Km

01/09/2008 09:45 AM



Lap	Lap Tm	Diff	Time of Day
(122) Steve Paquette			
1	1:42.771	+29.175	9:50:50.690
2	1:24.352	+10.756	9:52:15.042
3	1:17.711	+4.115	9:53:32.753
4	1:17.107	+3.511	9:54:49.860
5	1:17.033	+3.437	9:56:06.893
6	1:17.373	+3.777	9:57:24.266
7	1:16.175	+2.579	9:58:40.441
8	1:14.516	+0.920	9:59:54.957
9	1:13.596	-	10:01:08.553
10	1:17.148	+3.552	10:02:25.701

Lap	Lap Tm	Diff	Time of Day
(728) Bryan Holyk			
1	1:43.813	+29.175	9:50:15.839
2	1:17.969	+3.331	9:51:33.808
3	1:15.372	+0.734	9:52:49.180
4	1:16.330	+1.692	9:54:05.510
5	1:14.638	-	9:55:20.148
6	1:14.841	+0.203	9:56:34.989
7	1:14.956	+0.318	9:57:49.945
8	1:17.384	+2.746	9:59:07.329
9	1:18.302	+3.664	10:00:25.631
10	1:15.293	+0.655	10:01:40.924
11	1:15.442	+0.804	10:02:56.366

Lap	Lap Tm	Diff	Time of Day
(703) Carlos Tesler-Mabe			
1	1:39.475	+23.744	9:50:00.460
2	1:19.017	+3.286	9:51:19.477
3	1:17.083	+1.352	9:52:36.560
4	1:16.181	+0.450	9:53:52.741
5	1:15.731	-	9:55:08.472
6	1:16.762	+1.031	9:56:25.234
7	1:15.940	+0.209	9:57:41.174
8	1:15.881	+0.150	9:58:57.055
9	1:16.420	+0.689	10:00:13.475
10	1:17.682	+1.951	10:01:31.157

Lap	Lap Tm	Diff	Time of Day
(713) Roger Christensen			
1	1:38.776	+21.814	9:50:03.023
2	1:19.452	+2.490	9:51:22.475
3	1:19.230	+2.268	9:52:41.705
4	1:19.162	+2.200	9:54:00.867
5	1:16.962	-	9:55:17.829

Lap	Lap Tm	Diff	Time of Day
(8) Terry Overdiek			
1	1:44.057	+27.081	9:50:44.446
2	1:23.602	+6.626	9:52:08.048
3	1:18.281	+1.305	9:53:26.329
4	1:18.512	+1.536	9:54:44.841
5	1:17.571	+0.595	9:56:02.412
6	1:16.976	-	9:57:19.388
7	1:21.637	+4.661	9:58:41.025
8	1:18.393	+1.417	9:59:59.418
9	1:17.402	+0.426	10:01:16.820
10	1:17.753	+0.777	10:02:34.573

Lap	Lap Tm	Diff	Time of Day
(10) Mike Carrick			
1	1:45.105	+26.500	9:50:43.670
2	1:23.342	+4.737	9:52:07.012
3	1:18.605	-	9:53:25.617

Lap	Lap Tm	Diff	Time of Day
4	1:21.098	+2.493	9:54:46.715
5	1:23.270	+4.665	9:56:09.985
6	1:21.075	+2.470	9:57:31.060
7	1:18.810	+0.205	9:58:49.870
8	1:19.778	+1.173	10:00:09.648
9	1:28.689	+10.084	10:01:38.337
10	1:20.612	+2.007	10:02:58.949

Lap	Lap Tm	Diff	Time of Day
(166) Andrew Newell			
1	1:47.345	+28.510	9:50:16.858
2	1:19.248	+0.413	9:51:36.106
3	1:19.087	+0.252	9:52:55.193
4	1:19.895	+1.060	9:54:15.088
5	1:18.835	-	9:55:33.923

Lap	Lap Tm	Diff	Time of Day
(103) Kim Fabbro			
1	1:40.028	+20.617	9:50:52.702
2	1:23.166	+3.755	9:52:15.868
3	1:19.891	+0.480	9:53:35.759
4	1:19.754	+0.343	9:54:55.513
5	1:19.801	+0.390	9:56:15.314
6	1:19.411	-	9:57:34.725
7	1:20.158	+0.747	9:58:54.883
8	1:19.941	+0.530	10:00:14.824
9	1:19.546	+0.135	10:01:34.370
10	1:19.854	+0.443	10:02:54.224

Lap	Lap Tm	Diff	Time of Day
(778) Ken Olson			
1	1:44.272	+24.569	9:50:33.619
2	1:23.155	+3.452	9:51:56.774
3	1:21.144	+1.441	9:53:17.918
4	1:20.883	+1.180	9:54:38.801
5	1:19.703	-	9:55:58.504
6	1:20.429	+0.726	9:57:18.933
7	1:23.071	+3.368	9:58:42.004
8	1:21.780	+2.077	10:00:03.784
9	1:21.300	+1.597	10:01:25.084

Lap	Lap Tm	Diff	Time of Day
(114) Kevin Doyle			
1	1:46.471	+26.687	9:50:17.223
2	1:20.141	+0.357	9:51:37.364
3	1:20.226	+0.442	9:52:57.590
4	1:20.008	+0.224	9:54:17.598
5	1:19.784	-	9:55:37.382
6	1:19.787	+0.003	9:56:57.169
p7	2:57.960	+1:38.176	9:59:55.129
8	1:25.592	+5.808	10:01:20.721
9	1:20.033	+0.249	10:02:40.754

Lap	Lap Tm	Diff	Time of Day
(746) Garry Bone			
1	1:46.479	+26.643	9:50:39.189
2	1:24.537	+4.701	9:52:03.726
3	1:20.426	+0.590	9:53:24.152
4	1:19.836	-	9:54:43.988
5	1:22.161	+2.325	9:56:06.149
6	1:24.041	+4.205	9:57:30.190

Lap	Lap Tm	Diff	Time of Day
(130) Michael Olsen			
1	1:30.133	+10.001	9:49:42.676
2	1:21.046	+0.914	9:51:03.722
3	1:20.914	+0.782	9:52:24.636

Lap	Lap Tm	Diff	Time of Day
4	1:20.741	+0.609	9:53:45.377
5	1:20.132	-	9:55:05.509
6	1:20.725	+0.593	9:56:26.234
7	1:24.266	+4.134	9:57:50.500
8	1:20.339	+0.207	9:59:10.839
9	1:23.212	+3.080	10:00:34.051
10	1:24.981	+4.849	10:01:59.032

Lap	Lap Tm	Diff	Time of Day
(756) Chris Manuel			
1	1:46.850	+26.571	9:50:43.325
2	1:38.574	+18.295	9:52:21.899
3	1:22.017	+1.738	9:53:43.916
4	1:20.279	-	9:55:04.195
5	1:20.782	+0.503	9:56:24.977
6	1:20.772	+0.493	9:57:45.749
7	1:20.465	+0.186	9:59:06.214
8	1:23.842	+3.563	10:00:30.056
9	1:21.148	+0.869	10:01:51.204

Lap	Lap Tm	Diff	Time of Day
(151) Jeff VanLierop			
1	1:38.516	+18.088	9:50:04.042
2	1:21.161	+0.733	9:51:25.203
3	1:20.623	+0.195	9:52:45.826
4	1:41.845	+21.417	9:54:27.671
5	1:20.565	+0.137	9:55:48.236
6	1:20.650	+0.222	9:57:08.886
7	1:20.645	+0.217	9:58:29.531
8	1:20.572	+0.144	9:59:50.103
9	1:21.719	+1.291	10:01:11.822
10	1:20.428	-	10:02:32.250

Lap	Lap Tm	Diff	Time of Day
(120) Gregory Miller			
1	1:41.482	+20.973	9:50:20.735
2	1:20.804	+0.295	9:51:41.539
3	1:21.591	+1.082	9:53:03.130
4	1:21.865	+1.356	9:54:24.995
5	1:21.479	+0.970	9:55:46.474
6	1:20.509	-	9:57:06.983
7	1:21.296	+0.787	9:58:28.279

Lap	Lap Tm	Diff	Time of Day
(157) Jeffery A. Wicks			
1	1:41.434	+20.811	9:50:51.915
2	1:28.542	+7.919	9:52:20.457
3	1:21.583	+0.960	9:53:42.040
4	1:20.623	-	9:55:02.663
5	1:21.167	+0.544	9:56:23.830
6	1:21.366	+0.743	9:57:45.196
7	1:21.899	+1.276	9:59:07.095
8	1:23.418	+2.795	10:00:30.513
9	1:21.450	+0.827	10:01:51.963


Lap	Lap Tm	Diff	Time of Day
(161) Bob Mearns			
1	1:43.311	+22.503	9:50:18.222
2	1:21.453	+0.645	9:51:39.675
3	1:21.004	+0.196	9:53:00.679
4	1:22.260	+1.452	9:54:22.939
5	1:21.067	+0.259	9:55:44.006
6	1:20.810	+0.002	9:57:04.816
7	1:20.808	-	9:58:25.624
8	1:21.252	+0.444	9:59:46.876
9	1:20.939	+0.131	10:01:07.815



Group 1
Group 1 Qualifying MON
Qualify

Mission Raceway Park 2.120 Km

01/09/2008 09:45 AM



Lap	Lap Tm	Diff	Time of Day
10	1:22.085	+1.277	10:02:29.900
(100) Tobias Basliko			
1	1:40.320	+19.011	9:50:23.725
2	1:21.806	+0.497	9:51:45.531
3	1:21.972	+0.663	9:53:07.503
4	1:21.835	+0.526	9:54:29.338
5	1:21.309	-	9:55:50.647
6	1:21.362	+0.053	9:57:12.009
7	1:21.626	+0.317	9:58:33.635

(777) Arvid Isaak			
1	1:45.664	+23.951	9:50:50.293
p2	1:52.723	+31.010	9:52:43.016
3	1:40.634	+18.921	9:54:23.650
4	1:22.687	+0.974	9:55:46.337
5	1:22.499	+0.786	9:57:08.836
6	1:23.756	+2.043	9:58:32.592
7	1:22.649	+0.936	9:59:55.241
8	1:21.713	-	10:01:16.954
9	1:22.032	+0.319	10:02:38.986

(707) Jordan Isaak			
p1	9:10.654	+7:48.626	9:58:12.765
2	1:32.477	+10.449	9:59:45.242
3	1:22.028	-	10:01:07.270

(787) Jim McAdie			
1	1:47.680	+25.351	9:50:25.172
2	1:25.279	+2.950	9:51:50.451
3	1:23.381	+1.052	9:53:13.832
4	1:22.798	+0.469	9:54:36.630
5	1:23.764	+1.435	9:56:00.394
6	1:22.962	+0.633	9:57:23.356
7	1:23.147	+0.818	9:58:46.503
8	1:22.329	-	10:00:08.832
9	1:23.217	+0.888	10:01:32.049
10	1:23.993	+1.664	10:02:56.042

(160) Michael Shulman			
1	1:40.696	+18.253	9:50:25.460
2	1:22.508	+0.065	9:51:47.968
3	1:22.797	+0.354	9:53:10.765
4	1:22.864	+0.421	9:54:33.629
5	1:22.679	+0.236	9:55:56.308
6	1:22.443	-	9:57:18.751
7	1:24.257	+1.814	9:58:43.008
8	1:22.741	+0.298	10:00:05.749
9	1:22.642	+0.199	10:01:28.391
10	1:23.371	+0.928	10:02:51.762

(126) Peter Jenkin			
1	1:45.748	+21.606	9:50:26.248
2	1:25.554	+1.412	9:51:51.802
3	1:24.142	-	9:53:15.944
4	1:25.053	+0.911	9:54:40.997
5	1:24.438	+0.296	9:56:05.435
6	1:25.512	+1.370	9:57:30.947
7	1:24.934	+0.792	9:58:55.881
8	1:24.463	+0.321	10:00:20.344
9	1:24.346	+0.204	10:01:44.690

Lap	Lap Tm	Diff	Time of Day
10	1:25.275	+1.133	10:03:09.965
(27) Scott B. Hendrickson			
1	1:44.507	+19.931	9:50:32.466
2	1:26.685	+2.109	9:51:59.151
3	1:25.202	+0.626	9:53:24.353
4	1:25.381	+0.805	9:54:49.734
5	1:24.968	+0.392	9:56:14.702
6	1:25.157	+0.581	9:57:39.859
7	1:25.298	+0.722	9:59:05.157
8	1:24.576	-	10:00:29.733
9	1:25.550	+0.974	10:01:55.283

Lap	Lap Tm	Diff	Time of Day
-----	--------	------	-------------



Group 1

Mission Raceway Park 2.120 Km

Group 1 Race MON

01/09/2008 01:25 PM

Race

Lap	Lap Tm	Diff	Time of Day
(8) Terry Overdiek			
1	1:19.484	+3.532	13:52:20.933
2	1:17.234	+1.282	13:53:38.167
3	1:16.807	+0.855	13:54:54.974
4	1:16.604	+0.652	13:56:11.578
5	1:16.193	+0.241	13:57:27.771
6	1:16.537	+0.585	13:58:44.308
7	1:16.350	+0.398	14:00:00.658
8	1:16.538	+0.586	14:01:17.196
9	1:16.050	+0.098	14:02:33.246
10	1:16.359	+0.407	14:03:49.605
11	1:18.085	+2.133	14:05:07.690
12	1:17.154	+1.202	14:06:24.844
13	1:15.952	-	14:07:40.796
14	1:16.908	+0.956	14:08:57.704
15	1:16.687	+0.735	14:10:14.391
16	1:17.386	+1.434	14:11:31.777
17	1:17.509	+1.557	14:12:49.286
18	1:19.476	+3.524	14:14:08.762
19	1:18.143	+2.191	14:15:26.905
20	1:16.973	+1.021	14:16:43.878
21	1:17.089	+1.137	14:18:00.967
22	1:17.660	+1.708	14:19:18.627
23	1:17.748	+1.796	14:20:36.375

Lap	Lap Tm	Diff	Time of Day
(703) Carlos Tesler-Mabe			
1	1:18.576	+2.641	13:52:19.445
2	1:16.366	+0.431	13:53:35.811
3	1:15.935	-	13:54:51.746
4	1:16.111	+0.176	13:56:07.857
5	1:16.029	+0.094	13:57:23.886
6	1:15.972	+0.037	13:58:39.858
7	1:16.064	+0.129	13:59:55.922
8	1:31.124	+15.189	14:01:27.046
9	1:16.666	+0.731	14:02:43.712
10	1:17.597	+1.662	14:04:01.309
11	1:16.679	+0.744	14:05:17.988
12	1:17.171	+1.236	14:06:35.159
13	1:17.088	+1.153	14:07:52.247
14	1:17.328	+1.393	14:09:09.575
15	1:18.467	+2.532	14:10:28.042
16	1:17.590	+1.655	14:11:45.632
17	1:17.903	+1.968	14:13:03.535
18	1:19.232	+3.297	14:14:22.767
19	1:18.169	+2.234	14:15:40.936
20	1:18.476	+2.541	14:16:59.412
21	1:19.621	+3.686	14:18:19.033
22	1:18.969	+3.034	14:19:38.002
23	1:18.538	+2.603	14:20:56.540

Lap	Lap Tm	Diff	Time of Day
(728) Bryan Holyk			
1	1:27.639	+13.284	13:52:37.700
2	1:20.841	+6.486	13:53:58.541
3	1:22.751	+8.396	13:55:21.292
4	1:19.607	+5.252	13:56:40.899
5	1:17.910	+3.555	13:57:58.809
6	1:15.699	+1.344	13:59:14.508
7	1:18.127	+3.772	14:00:32.635
8	1:18.667	+4.312	14:01:51.302
9	1:15.858	+1.503	14:03:07.160

Lap	Lap Tm	Diff	Time of Day
10	1:15.184	+0.829	14:04:22.344
11	1:16.614	+2.259	14:05:38.958
12	1:19.703	+5.348	14:06:58.661
13	1:16.762	+2.407	14:08:15.423
14	1:15.118	+0.763	14:09:30.541
15	1:15.343	+0.988	14:10:45.884
16	1:17.619	+3.264	14:12:03.503
17	1:16.770	+2.415	14:13:20.273
18	1:15.310	+0.955	14:14:35.583
19	1:16.929	+2.574	14:15:52.512
20	1:17.763	+3.408	14:17:10.275
21	1:17.096	+2.741	14:18:27.371
22	1:14.355	-	14:19:41.726
23	1:18.265	+3.910	14:20:59.991

Lap	Lap Tm	Diff	Time of Day
(10) Mike Carrick			
1	1:21.315	+3.521	13:52:23.113
2	1:18.116	+0.322	13:53:41.229
3	1:18.426	+0.632	13:54:59.655
4	1:19.504	+1.710	13:56:19.159
5	1:17.971	+0.177	13:57:37.130
6	1:18.357	+0.563	13:58:55.487
7	1:18.395	+0.601	14:00:13.882
8	1:18.186	+0.392	14:01:32.068
9	1:17.794	-	14:02:49.862
10	1:18.875	+1.081	14:04:08.737
11	1:21.578	+3.784	14:05:30.315
12	1:19.248	+1.454	14:06:49.563
13	1:19.377	+1.583	14:08:08.940
14	1:18.358	+0.564	14:09:27.298
15	1:19.747	+1.953	14:10:47.045
16	1:19.028	+1.234	14:12:06.073
17	1:18.202	+0.408	14:13:24.275
18	1:18.072	+0.278	14:14:42.347
19	1:19.108	+1.314	14:16:01.455
20	1:18.519	+0.725	14:17:19.974
21	1:18.340	+0.546	14:18:38.314
22	1:19.171	+1.377	14:19:57.485
23	1:19.392	+1.598	14:21:16.877

Lap	Lap Tm	Diff	Time of Day
(166) Andrew Newell			
1	1:20.255	+0.709	13:52:22.174
2	1:20.141	+0.595	13:53:42.315
3	1:19.650	+0.104	13:55:01.965
4	1:19.564	+0.018	13:56:21.529
5	1:19.726	+0.180	13:57:41.255
6	1:21.536	+1.990	13:59:02.791
7	1:19.854	+0.308	14:00:22.645
8	1:19.654	+0.108	14:01:42.299
9	1:19.888	+0.342	14:03:02.187
10	1:19.546	-	14:04:21.733
11	1:19.846	+0.300	14:05:41.579
12	1:20.173	+0.627	14:07:01.752
13	1:19.817	+0.271	14:08:21.569
14	1:19.672	+0.126	14:09:41.241
15	1:19.880	+0.334	14:11:01.121
16	1:19.833	+0.287	14:12:20.954
17	1:19.828	+0.282	14:13:40.782
18	1:21.369	+1.823	14:15:02.151
19	1:19.810	+0.264	14:16:21.961
20	1:19.608	+0.062	14:17:41.569

Lap	Lap Tm	Diff	Time of Day
21	1:20.560	+1.014	14:19:02.129
22	1:19.971	+0.425	14:20:22.100
23	1:19.954	+0.408	14:21:42.054
(746) Garry Bone			
1	1:24.850	+5.110	13:52:28.097
2	1:20.357	+0.617	13:53:48.454
3	1:21.208	+1.468	13:55:09.662
4	1:20.174	+0.434	13:56:29.836
5	1:20.206	+0.466	13:57:50.042
6	1:20.576	+0.836	13:59:10.618
7	1:20.210	+0.470	14:00:30.828
8	1:21.750	+2.010	14:01:52.578
9	1:20.487	+0.747	14:03:13.065
10	1:20.056	+0.316	14:04:33.121
11	1:20.024	+0.284	14:05:53.145
12	1:20.346	+0.606	14:07:13.491
13	1:20.759	+1.019	14:08:34.250
14	1:19.740	-	14:09:53.990
15	1:19.818	+0.078	14:11:13.808
16	1:19.974	+0.234	14:12:33.782
17	1:21.251	+1.511	14:13:55.033
18	1:21.843	+2.103	14:15:16.876
19	1:22.146	+2.406	14:16:39.022
20	1:21.898	+2.158	14:18:00.920
21	1:21.202	+1.462	14:19:22.122
22	1:21.475	+1.735	14:20:43.597

Lap	Lap Tm	Diff	Time of Day
(151) Jeff VanLierop			
1	1:26.360	+6.194	13:52:30.508
2	1:21.024	+0.858	13:53:51.532
3	1:20.905	+0.739	13:55:12.437
4	1:20.610	+0.444	13:56:33.047
5	1:20.544	+0.378	13:57:53.591
6	1:20.166	-	13:59:13.757
7	1:21.307	+1.141	14:00:35.064
8	1:20.387	+0.221	14:01:55.451
9	1:21.387	+1.221	14:03:16.838
10	1:21.575	+1.409	14:04:38.413
11	1:20.594	+0.428	14:05:59.007
12	1:21.358	+1.192	14:07:20.365
13	1:20.540	+0.374	14:08:40.905
14	1:21.626	+1.460	14:10:02.531
15	1:21.089	+0.923	14:11:23.620
16	1:20.812	+0.646	14:12:44.432
17	1:21.517	+1.351	14:14:05.949
18	1:20.835	+0.669	14:15:26.784
19	1:20.925	+0.759	14:16:47.709
20	1:20.576	+0.410	14:18:08.285
21	1:20.649	+0.483	14:19:28.934
22	1:21.068	+0.902	14:20:50.002

Lap	Lap Tm	Diff	Time of Day
(130) Michael Olsen			
1	1:26.626	+6.463	13:52:30.650
2	1:21.274	+1.111	13:53:51.924
3	1:21.054	+0.891	13:55:12.978
4	1:20.515	+0.352	13:56:33.493
5	1:20.865	+0.702	13:57:54.358
6	1:20.163	-	13:59:14.521
7	1:21.245	+1.082	14:00:35.766
8	1:21.365	+1.202	14:01:57.131




Group 1

Group 1 Race MON

Race

Mission Raceway Park 2.120 Km

01/09/2008 01:25 PM



Lap	Lap Tm	Diff	Time of Day
9	1:20.952	+0.789	14:03:18.083
10	1:22.501	+2.338	14:04:40.584
11	1:20.706	+0.543	14:06:01.290
12	1:21.946	+1.783	14:07:23.236
13	1:20.307	+0.144	14:08:43.543
14	1:21.180	+1.017	14:10:04.723
15	1:20.765	+0.602	14:11:25.488
16	1:23.060	+2.897	14:12:48.548
17	1:21.521	+1.358	14:14:10.069
18	1:20.721	+0.558	14:15:30.790
19	1:20.983	+0.820	14:16:51.773
20	1:21.090	+0.927	14:18:12.863
21	1:21.309	+1.146	14:19:34.172
22	1:21.636	+1.473	14:20:55.808

(103) Kim Fabbro

Lap	Lap Tm	Diff	Time of Day
1	1:21.133	+2.194	13:52:23.905
2	1:19.693	+0.754	13:53:43.598
3	1:19.370	+0.431	13:55:02.968
4	1:19.325	+0.386	13:56:22.293
5	1:19.283	+0.344	13:57:41.576
6	1:19.468	+0.529	13:59:01.044
7	1:18.954	+0.015	14:00:19.998
8	1:19.546	+0.607	14:01:39.544
9	1:19.456	+0.517	14:02:59.000
10	1:18.939	-	14:04:17.939
11	1:19.485	+0.546	14:05:37.424
12	1:19.727	+0.788	14:06:57.151
p13	1:54.531	+35.592	14:08:51.682
14	1:26.275	+7.336	14:10:17.957
15	1:19.667	+0.728	14:11:37.624
16	1:19.760	+0.821	14:12:57.384
17	1:20.018	+1.079	14:14:17.402
18	1:19.801	+0.862	14:15:37.203
19	1:20.056	+1.117	14:16:57.259
20	1:20.392	+1.453	14:18:17.651
21	1:21.588	+2.649	14:19:39.239
22	1:20.258	+1.319	14:20:59.497

(114) Kevin Doyle

Lap	Lap Tm	Diff	Time of Day
1	1:25.403	+4.986	13:52:28.904
2	1:21.343	+0.926	13:53:50.247
3	1:20.635	+0.218	13:55:10.882
4	1:20.417	-	13:56:31.299
5	1:20.579	+0.162	13:57:51.878
6	1:21.033	+0.616	13:59:12.911
7	1:21.060	+0.643	14:00:33.971
8	1:20.605	+0.188	14:01:54.576
9	1:23.921	+3.504	14:03:18.497
10	1:21.466	+1.049	14:04:39.963
11	1:20.841	+0.424	14:06:00.804
12	1:21.138	+0.721	14:07:21.942
13	1:20.679	+0.262	14:08:42.621
14	1:21.715	+1.298	14:10:04.336
15	1:20.893	+0.476	14:11:25.229
16	1:23.525	+3.108	14:12:48.754
17	1:22.043	+1.626	14:14:10.797
18	1:22.367	+1.950	14:15:33.164
19	1:21.886	+1.469	14:16:55.050
20	1:23.864	+3.447	14:18:18.914
21	1:21.888	+1.471	14:19:40.802

Lap	Lap Tm	Diff	Time of Day
22	1:23.364	+2.947	14:21:04.166
(161) Bob Means			
1	1:26.995	+5.856	13:52:32.392
2	1:22.233	+1.094	13:53:54.625
3	1:22.062	+0.923	13:55:16.687
4	1:21.139	-	13:56:37.826
5	1:21.298	+0.159	13:57:59.124
6	1:22.026	+0.887	13:59:21.150
7	1:21.425	+0.286	14:00:42.575
8	1:21.506	+0.367	14:02:04.081
9	1:22.653	+1.514	14:03:26.734
10	1:22.492	+1.353	14:04:49.226
11	1:22.030	+0.891	14:06:11.256
12	1:22.179	+1.040	14:07:33.435
13	1:21.899	+0.760	14:08:55.334
14	1:22.251	+1.112	14:10:17.585
15	1:21.850	+0.711	14:11:39.435
16	1:21.925	+0.786	14:13:01.360
17	1:22.636	+1.497	14:14:23.996
18	1:21.442	+0.303	14:15:45.438
19	1:21.734	+0.595	14:17:07.172
20	1:22.593	+1.454	14:18:29.765
21	1:21.623	+0.484	14:19:51.388
22	1:22.008	+0.869	14:21:13.396

(126) Peter Jenkin

Lap	Lap Tm	Diff	Time of Day
1	1:26.362	+5.238	13:52:34.848
2	1:22.850	+1.726	13:53:57.698
3	1:23.380	+2.256	13:55:21.078
4	1:23.003	+1.879	13:56:44.081
5	1:21.970	+0.846	13:58:06.051
6	1:21.586	+0.462	13:59:27.637
7	1:21.297	+0.173	14:00:48.934
8	1:21.302	+0.178	14:02:10.236
9	1:22.474	+1.350	14:03:32.710
10	1:21.387	+0.263	14:04:54.097
11	1:21.923	+0.799	14:06:16.020
12	1:21.188	+0.064	14:07:37.208
13	1:21.734	+0.610	14:08:58.942
14	1:21.124	-	14:10:20.066
15	1:22.095	+0.971	14:11:42.161
16	1:22.260	+1.136	14:13:04.421
17	1:23.463	+2.339	14:14:27.884
18	1:21.552	+0.428	14:15:49.436
19	1:22.208	+1.084	14:17:11.644
20	1:22.432	+1.308	14:18:34.076
21	1:21.866	+0.742	14:19:55.942
22	1:21.677	+0.553	14:21:17.619

(737) John Cartwright

Lap	Lap Tm	Diff	Time of Day
1	1:28.451	+8.211	13:52:37.626
2	1:23.712	+3.472	13:54:01.338
3	1:22.042	+1.802	13:55:23.380
4	1:22.283	+2.043	13:56:45.663
5	1:22.203	+1.963	13:58:07.866
6	1:20.240	-	13:59:28.106
7	1:21.494	+1.254	14:00:49.600
8	1:21.281	+1.041	14:02:10.881
9	1:22.521	+2.281	14:03:33.402
10	1:21.321	+1.081	14:04:54.723

Lap	Lap Tm	Diff	Time of Day
11	1:22.070	+1.830	14:06:16.793
12	1:21.665	+1.425	14:07:38.458
13	1:21.203	+0.963	14:08:59.661
14	1:20.960	+0.720	14:10:20.621
15	1:22.160	+1.920	14:11:42.781
16	1:22.160	+1.920	14:13:04.941
17	1:23.545	+3.305	14:14:28.486
18	1:21.371	+1.131	14:15:49.857
19	1:22.379	+2.139	14:17:12.236
20	1:22.422	+2.182	14:18:34.658
21	1:21.768	+1.528	14:19:56.426
22	1:21.870	+1.630	14:21:18.296

(777) Arvid Isaak

Lap	Lap Tm	Diff	Time of Day
1	1:27.789	+6.112	13:52:33.567
2	1:23.380	+1.703	13:53:56.947
3	1:23.928	+2.251	13:55:20.875
4	1:23.989	+2.312	13:56:44.864
5	1:23.777	+2.100	13:58:08.641
6	1:22.042	+0.365	13:59:30.683
7	1:21.703	+0.026	14:00:52.386
8	1:22.318	+0.641	14:02:14.704
9	1:22.783	+1.106	14:03:37.487
10	1:22.055	+0.378	14:04:59.542
11	1:22.404	+0.727	14:06:21.946
12	1:21.902	+0.225	14:07:43.848
13	1:22.112	+0.435	14:09:05.960
14	1:23.314	+1.637	14:10:29.274
15	1:21.751	+0.074	14:11:51.025
16	1:21.677	-	14:13:12.702
17	1:21.841	+0.164	14:14:34.543
18	1:23.571	+1.894	14:15:58.114
19	1:23.012	+1.335	14:17:21.126
20	1:22.635	+0.958	14:18:43.761
21	1:22.301	+0.624	14:20:06.062
22	1:23.175	+1.498	14:21:29.237

(707) Jordan Isaak

Lap	Lap Tm	Diff	Time of Day
1	1:26.890	+4.329	13:52:33.014
2	1:22.611	+0.050	13:53:55.625
3	1:22.848	+0.287	13:55:18.473
4	1:27.096	+4.535	13:56:45.569
5	1:23.951	+1.390	13:58:09.520
6	1:23.043	+0.482	13:59:32.563
7	1:23.155	+0.594	14:00:55.718
8	1:22.561	-	14:02:18.279
9	1:22.862	+0.301	14:03:41.141
10	1:22.936	+0.375	14:05:04.077
11	1:24.147	+1.586	14:06:28.224
12	1:23.468	+0.907	14:07:51.692
13	1:23.615	+1.054	14:09:15.307
14	1:23.647	+1.086	14:10:38.954
15	1:23.235	+0.674	14:12:02.189
16	1:23.966	+1.405	14:13:26.155
17	1:22.913	+0.352	14:14:49.068
18	1:23.104	+0.543	14:16:12.172
19	1:23.560	+0.999	14:17:35.732
20	1:23.201	+0.640	14:18:58.933
21	1:23.184	+0.623	14:20:22.117
22	1:22.842	+0.281	14:21:44.959

Chief of Timing & Scoring
Race Director



Twice is Nice Weekend


Group 1

Group 1 Race MON

Race

Mission Raceway Park 2.120 Km

01/09/2008 01:25 PM



Lap	Lap Tm	Diff	Time of Day
(787) Jim McAdie			
1	1:30.019	+7.779	13:52:36.482
2	1:23.225	+0.985	13:53:59.707
3	1:23.946	+1.706	13:55:23.653
4	1:22.780	+0.540	13:56:46.433
5	1:26.258	+4.018	13:58:12.691
6	1:22.240	-	13:59:34.931
7	1:22.522	+0.282	14:00:57.453
8	1:22.586	+0.346	14:02:20.039
9	1:23.339	+1.099	14:03:43.378
10	1:25.846	+3.606	14:05:09.224
11	1:22.923	+0.683	14:06:32.147
12	1:24.478	+2.238	14:07:56.625
13	1:22.788	+0.548	14:09:19.413
14	1:22.564	+0.324	14:10:41.977
15	1:23.083	+0.843	14:12:05.060
16	1:24.106	+1.866	14:13:29.166
17	1:23.546	+1.306	14:14:52.712
18	1:23.559	+1.319	14:16:16.271
19	1:22.964	+0.724	14:17:39.235
20	1:24.549	+2.309	14:19:03.784
21	1:23.064	+0.824	14:20:26.848
22	1:23.239	+0.999	14:21:50.087

Lap	Lap Tm	Diff	Time of Day
(27) Scott B. Hendrickson			
1	1:28.021	+5.576	13:52:37.130
2	1:25.090	+2.645	13:54:02.220
3	1:23.437	+0.992	13:55:25.657
4	1:23.242	+0.797	13:56:48.899
5	1:24.611	+2.166	13:58:13.510
6	1:22.733	+0.288	13:59:36.243
7	1:24.037	+1.592	14:01:00.280
8	1:23.526	+1.081	14:02:23.806
9	1:23.207	+0.762	14:03:47.013
10	1:23.487	+1.042	14:05:10.500
11	1:24.853	+2.408	14:06:35.353
12	1:23.560	+1.115	14:07:58.913
13	1:22.445	-	14:09:21.358
14	1:23.585	+1.140	14:10:44.943
15	1:24.615	+2.170	14:12:09.558
16	1:24.008	+1.563	14:13:33.566
17	1:23.388	+0.943	14:14:56.954
18	1:23.263	+0.818	14:16:20.217
19	1:24.191	+1.746	14:17:44.408
20	1:23.647	+1.202	14:19:08.055
21	1:23.935	+1.490	14:20:31.990
22	1:23.514	+1.069	14:21:55.504

Lap	Lap Tm	Diff	Time of Day
(778) Ken Olson			
1	1:23.713	+5.189	13:52:26.263
2	1:19.063	+0.539	13:53:45.326
3	1:18.896	+0.372	13:55:04.222
4	1:19.605	+1.081	13:56:23.827
5	1:18.524	-	13:57:42.351
6	1:19.435	+0.911	13:59:01.786
7	1:20.105	+1.581	14:00:21.891
8	1:19.312	+0.788	14:01:41.203
9	1:18.908	+0.384	14:03:00.111
10	1:18.882	+0.358	14:04:18.993
11	1:19.773	+1.249	14:05:38.766
12	1:19.601	+1.077	14:06:58.367

Lap	Lap Tm	Diff	Time of Day
13	1:20.682	+2.158	14:08:19.049
14	1:20.374	+1.850	14:09:39.423
15	1:19.936	+1.412	14:10:59.359
16	1:20.266	+1.742	14:12:19.625
17	1:20.405	+1.881	14:13:40.030
18	1:21.992	+3.468	14:15:02.022
19	1:25.931	+7.407	14:16:27.953
20	1:28.042	+9.518	14:17:55.995
21	1:32.502	+13.978	14:19:28.497
p22	2:30.619	+1:12.095	14:21:59.116

Lap	Lap Tm	Diff	Time of Day
(120) Gregory Miller			
1	1:26.388	+5.077	13:52:30.730
2	1:21.973	+0.662	13:53:52.703
3	1:21.311	-	13:55:14.014
4	1:22.063	+0.752	13:56:36.077
5	1:22.311	+1.000	13:57:58.388
6	1:23.413	+2.102	13:59:21.801
7	1:22.438	+1.127	14:00:44.239
8	1:22.116	+0.805	14:02:06.355
9	1:23.651	+2.340	14:03:30.006
10	1:28.983	+7.672	14:04:58.989
11	1:30.677	+9.366	14:06:29.666
12	1:26.088	+4.777	14:07:55.754
13	1:25.096	+3.785	14:09:20.850
14	1:24.840	+3.529	14:10:45.690
15	1:26.761	+5.450	14:12:12.451
16	1:24.326	+3.015	14:13:36.777
17	1:27.538	+6.227	14:15:04.315
18	1:25.864	+4.553	14:16:30.179
19	1:24.987	+3.676	14:17:55.166
20	1:27.682	+6.371	14:19:22.848
21	1:24.530	+3.219	14:20:47.378

Lap	Lap Tm	Diff	Time of Day
(100) Tobias Bastiiko			
1	1:26.164	+4.559	13:52:31.560
2	1:22.207	+0.602	13:53:53.767
3	1:23.300	+1.695	13:55:17.067
4	1:21.605	-	13:56:38.672
5	1:22.290	+0.685	13:58:00.962
6	1:21.780	+0.175	13:59:22.742
7	1:22.545	+0.940	14:00:45.287
8	1:21.636	+0.031	14:02:06.923
9	1:24.092	+2.487	14:03:31.015
10	1:22.384	+0.779	14:04:53.399
11	1:21.613	+0.008	14:06:15.012
12	1:22.802	+1.197	14:07:37.814
13	1:23.439	+1.834	14:09:01.253
14	1:23.734	+2.129	14:10:24.987
15	1:22.962	+1.357	14:11:47.949
16	1:22.310	+0.705	14:13:10.259
17	1:23.100	+1.495	14:14:33.359
p18	6:30.524	+5:08.919	14:21:03.883

Lap	Lap Tm	Diff	Time of Day
(160) Michael Shulman			
1	1:26.777	+4.876	13:52:34.432
2	1:22.898	+0.997	13:53:57.330
3	1:25.452	+3.551	13:55:22.782
4	1:22.914	+1.013	13:56:45.696
p5	4:53.195	+3:31.294	14:01:38.891
6	1:30.826	+8.925	14:03:09.717

Lap	Lap Tm	Diff	Time of Day
7	1:21.901	-	14:04:31.618
8	1:23.677	+1.776	14:05:55.295
9	1:21.923	+0.022	14:07:17.218
10	1:22.590	+0.689	14:08:39.808
11	1:23.918	+2.017	14:10:03.726
12	1:24.957	+3.056	14:11:28.683
13	1:23.018	+1.117	14:12:51.701
14	1:23.242	+1.341	14:14:14.943
15	1:27.490	+5.589	14:15:42.433
16	1:25.821	+3.920	14:17:08.254
p17	2:22.903	+1:01.002	14:19:31.157
18	1:37.045	+15.144	14:21:08.202

Lap	Lap Tm	Diff	Time of Day
(157) Jeffery A. Wicks			
1	1:25.097	+5.844	13:52:29.558
2	1:21.070	+1.817	13:53:50.628
3	1:20.509	+1.256	13:55:11.137
4	1:20.464	+1.211	13:56:31.601
5	1:20.542	+1.289	13:57:52.143
6	1:19.253	-	13:59:11.396
7	1:19.700	+0.447	14:00:31.096
8	1:21.503	+2.250	14:01:52.599
9	1:19.467	+0.214	14:03:12.066
10	1:20.015	+0.762	14:04:32.081
11	1:20.340	+1.087	14:05:52.421
12	1:20.277	+1.024	14:07:12.698
13	1:20.767	+1.514	14:08:33.465
14	1:21.094	+1.841	14:09:54.559
15	1:20.303	+1.050	14:11:14.862
16	1:22.247	+2.994	14:12:37.109
p17	8:20.867	+7:01.614	14:20:57.976

Lap	Lap Tm	Diff	Time of Day
(713) Roger Christensen			
1	1:18.981	+2.659	13:52:20.298
2	1:17.190	+0.868	13:53:37.488
3	1:16.418	+0.096	13:54:53.906
4	1:16.499	+0.177	13:56:10.405
5	1:16.654	+0.332	13:57:27.059
6	1:17.619	+1.297	13:58:44.678
7	1:19.624	+3.302	14:00:04.302
8	1:19.398	+3.076	14:01:23.700
9	1:17.346	+1.024	14:02:41.046
10	1:17.472	+1.150	14:03:58.518
11	1:16.842	+0.520	14:05:15.360
12	1:17.923	+1.601	14:06:33.283
13	1:16.519	+0.197	14:07:49.802
14	1:16.322	-	14:09:06.124
15	1:17.195	+0.873	14:10:23.319
16	1:19.004	+2.682	14:11:42.323

Lap	Lap Tm	Diff	Time of Day
(756) Chris Manuel			
1	1:24.260	+4.311	13:52:27.632
2	1:20.303	+0.354	13:53:47.935
3	1:21.026	+1.077	13:55:08.961
4	1:20.328	+0.379	13:56:29.289
5	1:20.181	+0.232	13:57:49.470
6	1:20.471	+0.522	13:59:09.941
7	1:19.949	-	14:00:29.890
8	1:21.499	+1.550	14:01:51.389

Lap	Lap Tm	Diff	Time of Day
(122) Steve Paquette			

Printed: 01/09/2008 02:24:19 PM

Licensed to: Sports Car Club of British Columbia

Chief of Timing & Scoring

Race Director



Orbits 2

www.amb-it.com

www.mylaps.com

Group 1

Mission Raceway Park 2.120 Km

Group 1 Race MON

01/09/2008 01:25 PM

Race

Lap	Lap Tm	Diff	Time of Day
1	1:17.635	+4.178	13:52:18.092
2	1:14.778	+1.321	13:53:32.870
3	1:13.760	+0.303	13:54:46.630
4	1:14.064	+0.607	13:56:00.694
5	1:13.497	+0.040	13:57:14.191
6	1:14.493	+1.036	13:58:28.684
7	1:13.457	-	13:59:42.141

Lap	Lap Tm	Diff	Time of Day
-----	--------	------	-------------

Lap	Lap Tm	Diff	Time of Day
-----	--------	------	-------------



Twice is Nice Weekend


Group 2

Group 2 Qualifying MON

Qualify

Mission Raceway Park 2.120 Km

01/09/2008 10:05 AM



Lap	Lap Tm	Diff	Time of Day
(731) Martin Berryman			
1	1:32.246	+12.275	10:10:32.114
2	1:20.873	+0.902	10:11:52.987
3	1:23.908	+3.937	10:13:16.895
4	1:20.250	+0.279	10:14:37.145
5	1:22.315	+2.344	10:15:59.460
6	1:22.045	+2.074	10:17:21.505
7	1:19.971	-	10:18:41.476
8	1:20.105	+0.134	10:20:01.581
9	1:20.192	+0.221	10:21:21.773
10	1:20.509	+0.538	10:22:42.282

Lap	Lap Tm	Diff	Time of Day
(47) Jess Heitman			
1	1:33.168	+13.035	10:09:57.903
2	1:20.903	+0.770	10:11:18.806
3	1:20.305	+0.172	10:12:39.111
4	1:20.173	+0.040	10:13:59.284
5	1:20.193	+0.060	10:15:19.477
6	1:20.133	-	10:16:39.610
7	1:20.678	+0.545	10:18:00.288
8	1:20.725	+0.592	10:19:21.013
9	1:21.217	+1.084	10:20:42.230

Lap	Lap Tm	Diff	Time of Day
(712) Cindy Stevens			
1	1:36.775	+16.454	10:10:06.215
2	1:22.286	+1.965	10:11:28.501
3	1:21.098	+0.777	10:12:49.599
4	1:21.011	+0.690	10:14:10.610
5	1:20.913	+0.592	10:15:31.523
6	1:21.206	+0.885	10:16:52.729
7	1:20.510	+0.189	10:18:13.239
8	1:20.728	+0.407	10:19:33.967
9	1:20.933	+0.612	10:20:54.900
10	1:20.321	-	10:22:15.221

Lap	Lap Tm	Diff	Time of Day
(792) Robert Johnston			
1	1:32.931	+12.333	10:10:30.814
2	1:21.902	+1.304	10:11:52.716
3	1:24.429	+3.831	10:13:17.145
4	1:22.015	+1.417	10:14:39.160
5	1:22.007	+1.409	10:16:01.167
6	1:21.813	+1.215	10:17:22.980
7	1:20.598	-	10:18:43.578
8	1:20.859	+0.261	10:20:04.437
9	1:20.810	+0.212	10:21:25.247

Lap	Lap Tm	Diff	Time of Day
(07) Jeff Clark			
1	1:32.665	+11.744	10:09:55.808
2	1:22.373	+1.452	10:11:18.181
3	1:22.150	+1.229	10:12:40.331
4	1:21.676	+0.755	10:14:02.007
5	1:34.261	+13.340	10:15:36.268
6	1:21.562	+0.641	10:16:57.830
7	1:20.921	-	10:18:18.751
8	1:21.689	+0.768	10:19:40.440
9	1:21.817	+0.896	10:21:02.257
10	1:21.716	+0.795	10:22:23.973

Lap	Lap Tm	Diff	Time of Day
(32) Chris Heinrich			
1	1:34.366	+13.273	10:10:00.705

Lap	Lap Tm	Diff	Time of Day
2	1:21.636	+0.543	10:11:22.341
3	1:21.522	+0.429	10:12:43.863
4	1:21.093	-	10:14:04.956
5	1:21.242	+0.149	10:15:26.198
6	1:21.310	+0.217	10:16:47.508
7	1:21.955	+0.862	10:18:09.463

Lap	Lap Tm	Diff	Time of Day
(707) Jordan Isaak			
1	1:36.383	+14.379	10:10:39.646
2	1:22.004	-	10:12:01.650

Lap	Lap Tm	Diff	Time of Day
(795) Martin Giffen			
1	1:37.430	+15.162	10:10:09.892
2	1:26.899	+4.631	10:11:36.791
3	1:23.311	+1.043	10:13:00.102
4	1:22.616	+0.348	10:14:22.718
5	1:22.324	+0.056	10:15:45.042
6	1:22.282	+0.014	10:17:07.324
7	1:23.126	+0.858	10:18:30.450
8	1:22.319	+0.051	10:19:52.769
9	1:22.268	-	10:21:15.037
10	1:22.519	+0.251	10:22:37.556

Lap	Lap Tm	Diff	Time of Day
(389) Steve Bach			
1	1:35.886	+13.442	10:10:26.013
2	1:24.783	+2.339	10:11:50.796
3	1:25.498	+3.054	10:13:16.294
4	1:24.096	+1.652	10:14:40.390
5	1:24.473	+2.029	10:16:04.863
6	1:26.277	+3.833	10:17:31.140
7	1:22.926	+0.482	10:18:54.066
8	1:22.444	-	10:20:16.510
9	1:22.698	+0.254	10:21:39.208
10	1:22.889	+0.445	10:23:02.097

Lap	Lap Tm	Diff	Time of Day
(93) Brian Elmore			
1	1:39.929	+16.978	10:10:18.933
2	1:25.611	+2.660	10:11:44.544
3	1:24.532	+1.581	10:13:09.076
4	1:29.656	+6.705	10:14:38.732
5	1:28.921	+5.970	10:16:07.653
6	1:27.987	+5.036	10:17:35.640
7	1:23.343	+0.392	10:18:58.983
8	1:23.216	+0.265	10:20:22.199
9	1:23.326	+0.375	10:21:45.525
10	1:22.951	-	10:23:08.476

Lap	Lap Tm	Diff	Time of Day
(734) Richard Jacyna			
1	1:36.369	+13.252	10:10:16.917
2	1:26.596	+3.479	10:11:43.513
3	1:25.127	+2.010	10:13:08.640
4	1:24.570	+1.453	10:14:33.210
5	1:24.618	+1.501	10:15:57.828
6	1:24.962	+1.845	10:17:22.790
7	1:32.354	+9.237	10:18:55.144
8	1:23.230	+0.113	10:20:18.374
9	1:23.117	-	10:21:41.491
10	1:23.711	+0.594	10:23:05.202

Lap	Lap Tm	Diff	Time of Day
(76) Al Carton			
1	1:39.532	+16.054	10:10:34.342

Lap	Lap Tm	Diff	Time of Day
2	1:25.798	+2.320	10:12:00.140
3	1:25.011	+1.533	10:13:25.151
4	1:23.478	-	10:14:48.629
5	1:24.464	+0.986	10:16:13.093
6	1:24.243	+0.765	10:17:37.336
7	1:23.704	+0.226	10:19:01.040
8	1:24.247	+0.769	10:20:25.287
9	1:26.314	+2.836	10:21:51.601
10	1:24.485	+1.007	10:23:16.086

Lap	Lap Tm	Diff	Time of Day
(381) Darren Bach			
1	1:36.040	+12.379	10:10:24.840
2	1:25.114	+1.453	10:11:49.954
3	1:27.730	+4.069	10:13:17.684
4	1:23.661	-	10:14:41.345
5	1:24.081	+0.420	10:16:05.426
6	1:26.691	+3.030	10:17:32.117
7	1:23.707	+0.046	10:18:55.824
8	1:24.618	+0.957	10:20:20.442
9	1:24.971	+1.310	10:21:45.413
10	1:24.816	+1.155	10:23:10.229

Lap	Lap Tm	Diff	Time of Day
(135) Mike Tripp			
1	1:36.049	+12.124	10:10:04.246
2	1:24.072	+0.147	10:11:28.318
3	1:24.594	+0.669	10:12:52.912
4	1:23.925	-	10:14:16.837
5	1:25.012	+1.087	10:15:41.849
6	1:24.373	+0.448	10:17:06.222
7	1:25.832	+1.907	10:18:32.054
8	1:24.449	+0.524	10:19:56.503
9	1:25.017	+1.092	10:21:21.520
10	1:24.476	+0.551	10:22:45.996

Lap	Lap Tm	Diff	Time of Day
(34) Dale Champion			
1	1:37.433	+13.041	10:10:19.566
2	1:25.514	+1.122	10:11:45.080
3	1:24.605	+0.213	10:13:09.685
4	1:25.242	+0.850	10:14:34.927
5	1:28.353	+3.961	10:16:03.280
6	1:25.667	+1.275	10:17:28.947
7	1:24.629	+0.237	10:18:53.576
8	1:24.392	-	10:20:17.968
9	1:24.892	+0.500	10:21:42.860

Lap	Lap Tm	Diff	Time of Day
(190) Hugh Richards			
1	1:38.685	+14.118	10:10:14.951
2	1:27.222	+2.655	10:11:42.173
3	1:25.607	+1.040	10:13:07.780
4	1:26.197	+1.630	10:14:33.977
5	1:24.567	-	10:15:58.544
6	1:35.119	+10.552	10:17:33.663
7	1:24.926	+0.359	10:18:58.589
8	1:26.038	+1.471	10:20:24.627
9	1:26.783	+2.216	10:21:51.410
10	1:29.913	+5.346	10:23:21.323

Lap	Lap Tm	Diff	Time of Day
(139) Daniel Shrader			
1	1:38.592	+13.397	10:10:13.005
2	1:27.293	+2.098	10:11:40.298
3	1:26.349	+1.154	10:13:06.647

Printed: 01/09/2008 10:24:53 AM

Licensed to: Sports Car Club of British Columbia

Chief of Timing & Scoring

Race Director



Orbits 2


www.amb-it.com

www.mylaps.com

Group 2
Group 2 Qualifying MON
Qualify

Mission Raceway Park 2.120 Km

01/09/2008 10:05 AM



Lap	Lap Tm	Diff	Time of Day
4	1:26.405	+1.210	10:14:33.052
5	1:30.889	+5.694	10:16:03.941
6	1:29.141	+3.946	10:17:33.082
7	1:25.195	-	10:18:58.277
8	1:26.040	+0.845	10:20:24.317
9	1:26.966	+1.771	10:21:51.283
10	1:25.992	+0.797	10:23:17.275

(357) Duane Martinsen

1	1:36.931	+11.672	10:10:42.452
2	1:25.574	+0.315	10:12:08.026
3	1:25.259	-	10:13:33.285
4	1:26.223	+0.964	10:14:59.508
5	1:25.869	+0.610	10:16:25.377
6	1:25.886	+0.627	10:17:51.263
7	1:25.443	+0.184	10:19:16.706
8	1:25.408	+0.149	10:20:42.114

(123) Linda Heinrich

1	1:38.901	+13.495	10:10:22.703
2	1:27.357	+1.951	10:11:50.060
3	1:29.071	+3.665	10:13:19.131
4	1:26.059	+0.653	10:14:45.190
5	1:25.406	-	10:16:10.596
6	1:26.583	+1.177	10:17:37.179
7	1:26.243	+0.837	10:19:03.422
8	1:26.102	+0.696	10:20:29.524
9	1:26.099	+0.693	10:21:55.623
10	1:26.593	+1.187	10:23:22.216

(29) Frank DiMiceli

1	1:40.061	+14.451	10:10:26.044
2	1:29.524	+3.914	10:11:55.568
3	1:25.808	+0.198	10:13:21.376
4	1:25.610	-	10:14:46.986
5	1:27.282	+1.672	10:16:14.268
6	1:27.810	+2.200	10:17:42.078
7	1:27.233	+1.623	10:19:09.311
8	1:27.699	+2.089	10:20:37.010
9	1:28.918	+3.308	10:22:05.928

(760) Norm Shaw

1	1:40.966	+13.434	10:10:28.422
2	1:28.882	+1.350	10:11:57.304
3	1:29.929	+2.397	10:13:27.233
4	1:27.532	-	10:14:54.765
5	1:28.000	+0.468	10:16:22.765
6	1:27.969	+0.437	10:17:50.734

(318) Jeff Bizzell

1	1:39.279	+11.126	10:10:35.633
2	1:28.451	+0.298	10:12:04.084
3	1:28.153	-	10:13:32.237
4	1:32.052	+3.899	10:15:04.289
5	1:29.136	+0.983	10:16:33.425
6	1:29.247	+1.094	10:18:02.672
7	1:30.314	+2.161	10:19:32.986
8	1:29.635	+1.482	10:21:02.621
9	1:29.512	+1.359	10:22:32.133

Lap	Lap Tm	Diff	Time of Day
-----	--------	------	-------------

Lap	Lap Tm	Diff	Time of Day
-----	--------	------	-------------



Twice is Nice Weekend


Group 2

Group 2 Race MON

Race

Mission Raceway Park 2.120 Km

01/09/2008 02:05 PM



Lap Lap Tm Diff Time of Day

(47) Jess Heitman

1	1:23.431	+3.231	14:35:34.256
2	1:20.200	-	14:36:54.456
3	1:20.542	+0.342	14:38:14.998
4	1:20.648	+0.448	14:39:35.646
5	1:20.668	+0.468	14:40:56.314
6	1:20.730	+0.530	14:42:17.044
7	1:20.797	+0.597	14:43:37.841
8	1:20.519	+0.319	14:44:58.360
9	1:20.938	+0.738	14:46:19.298
10	1:20.687	+0.487	14:47:39.985
11	1:20.614	+0.414	14:49:00.599
12	1:21.099	+0.899	14:50:21.698
13	1:21.414	+1.214	14:51:43.112
14	1:20.763	+0.563	14:53:03.875
15	1:21.352	+1.152	14:54:25.227
16	1:21.439	+1.239	14:55:46.666
17	1:23.493	+3.293	14:57:10.159
18	1:22.927	+2.727	14:58:33.086
19	1:22.841	+2.641	14:59:55.927
20	1:25.181	+4.981	15:01:21.108
21	1:23.027	+2.827	15:02:44.135
22	1:22.677	+2.477	15:04:06.812

(712) Cindy Stevens

1	1:24.127	+3.788	14:35:35.314
2	1:21.027	+0.688	14:36:56.341
3	1:21.467	+1.128	14:38:17.808
4	1:20.998	+0.659	14:39:38.806
5	1:20.608	+0.269	14:40:59.414
6	1:21.342	+1.003	14:42:20.756
7	1:21.279	+0.940	14:43:42.035
8	1:20.339	-	14:45:02.374
9	1:21.025	+0.686	14:46:23.399
10	1:22.596	+2.257	14:47:45.995
11	1:21.020	+0.681	14:49:07.015
12	1:21.292	+0.953	14:50:28.307
13	1:21.253	+0.914	14:51:49.560
14	1:21.163	+0.824	14:53:10.723
15	1:21.273	+0.934	14:54:31.996
16	1:21.647	+1.308	14:55:53.643
17	1:22.977	+2.638	14:57:16.620
18	1:23.539	+3.200	14:58:40.159
19	1:24.081	+3.742	15:00:04.240
20	1:23.378	+3.039	15:01:27.618
21	1:24.094	+3.755	15:02:51.712
22	1:23.345	+3.006	15:04:15.057

(731) Martin Berryman

1	1:23.207	+2.373	14:35:33.872
2	1:21.854	+1.020	14:36:55.726
3	1:20.969	+0.135	14:38:16.695
4	1:20.903	+0.069	14:39:37.598
5	1:20.904	+0.070	14:40:58.502
6	1:20.834	-	14:42:19.336
7	1:21.393	+0.559	14:43:40.729
8	1:21.431	+0.597	14:45:02.160
9	1:21.017	+0.183	14:46:23.177
10	1:22.157	+1.323	14:47:45.334
11	1:21.355	+0.521	14:49:06.689

Lap Lap Tm Diff Time of Day

12	1:21.550	+0.716	14:50:28.239
13	1:21.317	+0.483	14:51:49.556
14	1:21.721	+0.887	14:53:11.277
15	1:21.567	+0.733	14:54:32.844
16	1:21.740	+0.906	14:55:54.584
17	1:25.357	+4.523	14:57:19.941
18	1:24.032	+3.198	14:58:43.973
19	1:25.223	+4.389	15:00:09.196
20	1:23.441	+2.607	15:01:32.637
21	1:23.562	+2.728	15:02:56.199
22	1:24.682	+3.848	15:04:20.881

(792) Robert Johnston

1	1:23.436	+2.743	14:35:34.760
2	1:21.370	+0.677	14:36:56.130
3	1:21.501	+0.808	14:38:17.631
4	1:20.693	-	14:39:38.324
5	1:20.711	+0.018	14:40:59.035
6	1:21.515	+0.822	14:42:20.550
7	1:21.206	+0.513	14:43:41.756
8	1:21.833	+1.140	14:45:03.589
9	1:21.638	+0.945	14:46:25.227
10	1:21.733	+1.040	14:47:46.960
11	1:21.988	+1.295	14:49:08.948
12	1:21.965	+1.272	14:50:30.913
13	1:21.254	+0.561	14:51:52.167
14	1:21.484	+0.791	14:53:13.651
15	1:22.288	+1.595	14:54:35.939
16	1:22.330	+1.637	14:55:58.269
17	1:24.730	+4.037	14:57:22.999
18	1:26.149	+5.456	14:58:49.148
19	1:25.142	+4.449	15:00:14.290
20	1:24.001	+3.308	15:01:38.291
21	1:24.343	+3.650	15:03:02.634
22	1:23.428	+2.735	15:04:26.062

(07) Jeff Clark

1	1:25.227	+4.313	14:35:37.245
2	1:20.946	+0.032	14:36:58.191
3	1:21.449	+0.535	14:38:19.640
4	1:21.766	+0.852	14:39:41.406
5	1:20.914	-	14:41:02.320
6	1:21.747	+0.833	14:42:24.067
7	1:21.314	+0.400	14:43:45.381
8	1:21.390	+0.476	14:45:06.771
9	1:23.551	+2.637	14:46:30.322
10	1:21.692	+0.778	14:47:52.014
11	1:22.606	+1.692	14:49:14.620
12	1:21.970	+1.056	14:50:36.590
13	1:21.830	+0.916	14:51:58.420
14	1:21.846	+0.932	14:53:20.266
15	1:21.563	+0.649	14:54:41.829
16	1:22.083	+1.169	14:56:03.912
17	1:23.622	+2.708	14:57:27.534
18	1:23.473	+2.559	14:58:51.007
19	1:24.406	+3.492	15:00:15.413
20	1:23.434	+2.520	15:01:38.847
21	1:24.432	+3.518	15:03:03.279
22	1:23.397	+2.483	15:04:26.676

(32) Chris Heinrich

Lap Lap Tm Diff Time of Day

1	1:24.840	+3.500	14:35:36.476
2	1:21.413	+0.073	14:36:57.889
3	1:21.401	+0.061	14:38:19.290
4	1:21.340	-	14:39:40.630
5	1:21.417	+0.077	14:41:02.047
6	1:21.403	+0.063	14:42:23.450
7	1:21.367	+0.027	14:43:44.817
8	1:21.752	+0.412	14:45:06.569
9	1:24.055	+2.715	14:46:30.624
10	1:21.900	+0.560	14:47:52.524
11	1:22.404	+1.064	14:49:14.928
12	1:22.337	+0.997	14:50:37.265
13	1:21.619	+0.279	14:51:58.884
14	1:22.143	+0.803	14:53:21.027
15	1:22.092	+0.752	14:54:43.119
16	1:22.075	+0.735	14:56:05.194
17	1:23.913	+2.573	14:57:29.107
18	1:23.998	+2.658	14:58:53.105
19	1:24.882	+3.542	15:00:17.987
20	1:22.991	+1.651	15:01:40.978
21	1:22.912	+1.572	15:03:03.890
22	1:23.235	+1.895	15:04:27.125

(707) Jordan Isaak

1	1:26.667	+4.036	14:35:38.855
2	1:22.675	+0.044	14:37:01.530
3	1:22.633	+0.002	14:38:24.163
4	1:22.631	-	14:39:46.794
5	1:22.693	+0.062	14:41:09.487
6	1:22.648	+0.017	14:42:32.135
7	1:23.072	+0.441	14:43:55.207
8	1:22.891	+0.260	14:45:18.098
9	1:22.665	+0.034	14:46:40.763
10	1:22.868	+0.237	14:48:03.631
11	1:23.064	+0.433	14:49:26.695
12	1:23.483	+0.852	14:50:50.178
13	1:24.209	+1.578	14:52:14.387
14	1:23.301	+0.670	14:53:37.688
15	1:23.254	+0.623	14:55:00.942
16	1:23.225	+0.594	14:56:24.167
17	1:26.740	+4.109	14:57:50.907
18	1:25.511	+2.880	14:59:16.418
19	1:24.496	+1.865	15:00:40.914
20	1:26.428	+3.797	15:02:07.342
21	1:26.281	+3.650	15:03:33.623
22	1:25.490	+2.859	15:04:59.113

(93) Brian Elmore

1	1:26.969	+4.372	14:35:39.826
2	1:25.318	+2.721	14:37:05.144
3	1:23.316	+0.719	14:38:28.460
4	1:22.623	+0.026	14:39:51.083
5	1:22.597	-	14:41:13.680
6	1:23.135	+0.538	14:42:36.815
7	1:22.910	+0.313	14:43:59.725
8	1:23.209	+0.612	14:45:22.934
9	1:23.105	+0.508	14:46:46.039
10	1:23.357	+0.760	14:48:09.396
11	1:22.985	+0.388	14:49:32.381
12	1:23.894	+1.297	14:50:56.275
13	1:23.774	+1.177	14:52:20.049




Group 2

Group 2 Race MON

Race

Mission Raceway Park 2.120 Km

01/09/2008 02:05 PM



Lap	Lap Tm	Diff	Time of Day
14	1:24.308	+1.711	14:53:44.357
15	1:23.628	+1.031	14:55:07.985
16	1:23.348	+0.751	14:56:31.333
17	1:24.973	+2.376	14:57:56.306
18	1:25.546	+2.949	14:59:21.852
19	1:25.470	+2.873	15:00:47.322
20	1:26.607	+4.010	15:02:13.929
21	1:24.835	+2.238	15:03:38.764
22	1:25.149	+2.552	15:05:03.913

(389) Steve Bach

Lap	Lap Tm	Diff	Time of Day
1	1:27.484	+4.472	14:35:40.267
2	1:24.113	+1.101	14:37:04.380
3	1:24.203	+1.191	14:38:28.583
4	1:23.332	+0.320	14:39:51.915
5	1:23.012	-	14:41:14.927
6	1:23.952	+0.940	14:42:38.879
7	1:23.684	+0.672	14:44:02.563
8	1:23.315	+0.303	14:45:25.878
9	1:23.162	+0.150	14:46:49.040
10	1:23.366	+0.354	14:48:12.406
11	1:23.897	+0.885	14:49:36.303
12	1:23.721	+0.709	14:51:00.024
13	1:24.240	+1.228	14:52:24.264
14	1:23.895	+0.883	14:53:48.159
15	1:24.021	+1.009	14:55:12.180
16	1:23.608	+0.596	14:56:35.788
17	1:25.603	+2.591	14:58:01.391
18	1:25.266	+2.254	14:59:26.657
19	1:25.857	+2.845	15:00:52.514
20	1:25.550	+2.538	15:02:18.064
21	1:25.003	+1.991	15:03:43.067
22	1:27.534	+4.522	15:05:10.601

(34) Dale Champion

Lap	Lap Tm	Diff	Time of Day
1	1:30.072	+6.844	14:35:44.199
2	1:26.817	+3.589	14:37:11.016
3	1:25.663	+2.435	14:38:36.679
4	1:23.775	+0.547	14:40:00.454
5	1:24.894	+1.666	14:41:25.348
6	1:23.784	+0.556	14:42:49.132
7	1:23.558	+0.330	14:44:12.690
8	1:23.228	-	14:45:35.918
9	1:23.786	+0.558	14:46:59.704
10	1:24.329	+1.101	14:48:24.033
11	1:24.847	+1.619	14:49:48.880
12	1:26.112	+2.884	14:51:14.992
13	1:23.303	+0.075	14:52:38.295
14	1:23.491	+0.263	14:54:01.786
15	1:23.323	+0.095	14:55:25.109
16	1:25.923	+2.695	14:56:51.032
17	1:24.415	+1.187	14:58:15.447
18	1:24.922	+1.694	14:59:40.369
19	1:24.933	+1.705	15:01:05.302
20	1:25.604	+2.376	15:02:30.906
21	1:25.751	+2.523	15:03:56.657
22	1:26.833	+3.605	15:05:23.490

(135) Mike Tripp

Lap	Lap Tm	Diff	Time of Day
1	1:27.309	+4.152	14:35:41.459
2	1:25.912	+2.755	14:37:07.371

Lap	Lap Tm	Diff	Time of Day
3	1:24.587	+1.430	14:38:31.958
4	1:24.591	+1.434	14:39:56.549
5	1:24.651	+1.494	14:41:21.200
6	1:25.012	+1.855	14:42:46.212
7	1:24.679	+1.522	14:44:10.891
8	1:23.991	+0.834	14:45:34.882
9	1:24.532	+1.375	14:46:59.414
10	1:24.114	+0.957	14:48:23.528
11	1:23.157	-	14:49:46.685
12	1:24.607	+1.450	14:51:11.292
13	1:24.278	+1.121	14:52:35.570
14	1:24.475	+1.318	14:54:00.045
15	1:24.615	+1.458	14:55:24.660
16	1:26.176	+3.019	14:56:50.836
17	1:26.337	+3.180	14:58:17.173
18	1:24.506	+1.349	14:59:41.679
19	1:27.039	+3.882	15:01:08.718
20	1:26.626	+3.469	15:02:35.344
21	1:26.516	+3.359	15:04:01.860
22	1:25.995	+2.838	15:05:27.855

(734) Richard Jacyna

Lap	Lap Tm	Diff	Time of Day
1	1:27.316	+3.666	14:35:40.832
2	1:25.380	+1.730	14:37:06.212
3	1:23.650	-	14:38:29.862
4	1:23.724	+0.074	14:39:53.586
5	1:24.396	+0.746	14:41:17.982
6	1:25.560	+1.910	14:42:43.542
7	1:24.793	+1.143	14:44:08.335
8	1:25.413	+1.763	14:45:33.748
9	1:24.980	+1.330	14:46:58.728
10	1:24.431	+0.781	14:48:23.159
11	1:25.400	+1.750	14:49:48.559
12	1:26.919	+3.269	14:51:15.478
13	1:24.984	+1.334	14:52:40.462
14	1:25.929	+2.279	14:54:06.391
15	1:26.122	+2.472	14:55:32.513
16	1:27.667	+4.017	14:57:00.180
17	1:26.646	+2.996	14:58:26.826
18	1:27.303	+3.653	14:59:54.129
19	1:27.557	+3.907	15:01:21.686
20	1:26.760	+3.110	15:02:48.446
21	1:26.095	+2.445	15:04:14.541

(190) Hugh Richards

Lap	Lap Tm	Diff	Time of Day
1	1:30.074	+5.434	14:35:44.826
2	1:26.447	+1.807	14:37:11.273
3	1:26.287	+1.647	14:38:37.560
4	1:25.910	+1.270	14:40:03.470
5	1:25.063	+0.423	14:41:28.533
6	1:24.640	-	14:42:53.173
7	1:24.748	+0.108	14:44:17.921
8	1:24.842	+0.202	14:45:42.763
9	1:25.231	+0.591	14:47:07.994
10	1:26.043	+1.403	14:48:34.037
11	1:25.854	+1.214	14:49:59.891
12	1:26.182	+1.542	14:51:26.073
13	1:25.980	+1.340	14:52:52.053
14	1:26.381	+1.741	14:54:18.434
15	1:26.040	+1.400	14:55:44.474
16	1:28.737	+4.097	14:57:13.211

Lap	Lap Tm	Diff	Time of Day
17	1:28.346	+3.706	14:58:41.557
18	1:29.151	+4.511	15:00:10.708
19	1:27.547	+2.907	15:01:38.255
20	1:29.090	+4.450	15:03:07.345
21	1:30.377	+5.737	15:04:37.722

(139) Daniel Shrader

Lap	Lap Tm	Diff	Time of Day
1	1:31.572	+5.998	14:35:46.258
2	1:25.861	+0.287	14:37:12.119
3	1:26.437	+0.863	14:38:38.556
4	1:27.360	+1.786	14:40:05.916
5	1:26.006	+0.432	14:41:31.922
6	1:26.656	+1.082	14:42:58.578
7	1:26.250	+0.676	14:44:24.828
8	1:26.181	+0.607	14:45:51.009
9	1:26.102	+0.528	14:47:17.111
10	1:25.855	+0.281	14:48:42.966
11	1:26.208	+0.634	14:50:09.174
12	1:29.243	+3.669	14:51:38.417
13	1:28.365	+2.791	14:53:06.782
14	1:28.301	+2.727	14:54:35.083
15	1:26.562	+0.988	14:56:01.645
16	1:28.694	+3.120	14:57:30.339
17	1:25.574	-	14:58:55.913
18	1:26.286	+0.712	15:00:22.199
19	1:27.274	+1.700	15:01:49.473
20	1:26.796	+1.222	15:03:16.269
21	1:27.030	+1.456	15:04:43.299

(76) Al Carton

Lap	Lap Tm	Diff	Time of Day
1	1:29.768	+5.377	14:35:43.199
2	1:27.167	+2.776	14:37:10.366
3	1:27.760	+3.369	14:38:38.126
4	1:25.963	+1.572	14:40:04.089
5	1:25.111	+0.720	14:41:29.200
6	1:25.217	+0.826	14:42:54.417
7	1:24.391	-	14:44:18.808
8	1:24.973	+0.582	14:45:43.781
9	1:26.813	+2.422	14:47:10.594
10	1:25.240	+0.849	14:48:35.834
11	1:25.982	+1.591	14:50:01.816
12	1:26.091	+1.700	14:51:27.907
13	1:27.023	+2.632	14:52:54.930
14	1:26.275	+1.884	14:54:21.205
15	1:27.853	+3.462	14:55:49.058
16	1:28.914	+4.523	14:57:17.972
17	1:31.702	+7.311	14:58:49.674
18	1:29.231	+4.840	15:00:18.905
19	1:30.334	+5.943	15:01:49.239
20	1:29.373	+4.982	15:03:18.612
21	1:30.043	+5.652	15:04:48.655

(123) Linda Heinrich


Lap	Lap Tm	Diff	Time of Day
1	1:32.818	+6.287	14:35:47.753
2	1:26.669	+0.138	14:37:14.422
3	1:26.865	+0.334	14:38:41.287
4	1:26.531	-	14:40:07.818
5	1:26.601	+0.070	14:41:34.419
6	1:27.036	+0.505	14:43:01.455
7	1:26.867	+0.336	14:44:28.322
8	1:27.251	+0.720	14:45:55.573



Group 2
Group 2 Race MON
Race

Mission Raceway Park 2.120 Km

01/09/2008 02:05 PM



Lap	Lap Tm	Diff	Time of Day
9	1:27.123	+0.592	14:47:22.696
10	1:26.877	+0.346	14:48:49.573
11	1:26.815	+0.284	14:50:16.388
12	1:27.707	+1.176	14:51:44.095
13	1:26.801	+0.270	14:53:10.896
14	1:29.320	+2.789	14:54:40.216
15	1:28.421	+1.890	14:56:08.637
16	1:30.707	+4.176	14:57:39.344
17	1:30.058	+3.527	14:59:09.402
18	1:29.782	+3.251	15:00:39.184
19	1:33.505	+6.974	15:02:12.689
20	1:29.002	+2.471	15:03:41.691
21	1:31.960	+5.429	15:05:13.651

(760) Norm Shaw

1	1:36.300	+9.293	14:35:51.990
2	1:28.999	+1.992	14:37:20.989
3	1:29.199	+2.192	14:38:50.188
4	1:27.857	+0.850	14:40:18.045
5	1:28.444	+1.437	14:41:46.489
6	1:28.265	+1.258	14:43:14.754
7	1:27.963	+0.956	14:44:42.717
8	1:28.353	+1.346	14:46:11.070
9	1:27.993	+0.986	14:47:39.063
10	1:31.977	+4.970	14:49:11.040
11	1:28.628	+1.621	14:50:39.668
12	1:27.306	+0.299	14:52:06.974
13	1:27.007	-	14:53:33.981
14	1:28.762	+1.755	14:55:02.743
15	1:27.884	+0.877	14:56:30.627
16	1:29.634	+2.627	14:58:00.261
17	1:28.247	+1.240	14:59:28.508
18	1:30.498	+3.491	15:00:59.006
19	1:29.522	+2.515	15:02:28.528
20	1:28.839	+1.832	15:03:57.367
21	1:28.645	+1.638	15:05:26.012

(357) Duane Martinsen

1	1:27.600	+2.635	14:35:42.595
2	1:26.132	+1.167	14:37:08.727
3	1:24.965	-	14:38:33.692
4	1:25.599	+0.634	14:39:59.291
5	1:26.991	+2.026	14:41:26.282
6	1:25.276	+0.311	14:42:51.558
7	1:25.362	+0.397	14:44:16.920
8	1:25.622	+0.657	14:45:42.542
9	1:27.227	+2.262	14:47:09.769
10	1:25.722	+0.757	14:48:35.491
11	1:33.598	+8.633	14:50:09.089
12	1:31.607	+6.642	14:51:40.696
13	1:28.912	+3.947	14:53:09.608
14	1:32.003	+7.038	14:54:41.611
15	1:27.797	+2.832	14:56:09.408
16	1:30.184	+5.219	14:57:39.592
17	1:30.738	+5.773	14:59:10.330
18	1:28.767	+3.802	15:00:39.097
19	1:38.811	+13.846	15:02:17.908
20	1:34.319	+9.354	15:03:52.227
21	1:35.089	+10.124	15:05:27.316

(318) Jeff Bizzell

Lap	Lap Tm	Diff	Time of Day
1	1:36.020	+7.469	14:35:51.642
2	1:29.172	+0.621	14:37:20.814
3	1:30.563	+2.012	14:38:51.377
4	1:28.884	+0.333	14:40:20.261
5	1:29.164	+0.613	14:41:49.425
6	1:28.785	+0.234	14:43:18.210
7	1:28.551	-	14:44:46.761
8	1:28.696	+0.145	14:46:15.457
9	1:30.909	+2.358	14:47:46.366
10	1:30.525	+1.974	14:49:16.891
11	1:29.281	+0.730	14:50:46.172
12	1:30.406	+1.855	14:52:16.578
13	1:29.588	+1.037	14:53:46.166
14	1:29.739	+1.188	14:55:15.905
15	1:46.391	+17.840	14:57:02.296
16	1:35.000	+6.449	14:58:37.296
17	1:40.161	+11.610	15:00:17.457
p18	4:15.824	+2:47.273	15:04:33.281

(29) Frank DiMiceli

1	1:33.788	+6.831	14:35:48.976
2	1:27.351	+0.394	14:37:16.327
3	1:28.074	+1.117	14:38:44.401
4	1:29.075	+2.118	14:40:13.476
5	1:27.844	+0.887	14:41:41.320
6	1:26.957	-	14:43:08.277
7	1:27.515	+0.558	14:44:35.792
8	1:27.768	+0.811	14:46:03.560
9	1:27.015	+0.058	14:47:30.575
10	1:27.003	+0.046	14:48:57.578

(795) Martin Giffen

1	1:27.112	-	14:35:39.200
2	1:32.900	+5.788	14:37:12.100
3	1:30.390	+3.278	14:38:42.490
4	1:27.216	+0.104	14:40:09.706



Group 3
Group 3 Qualifying MON
Qualify

Mission Raceway Park 2.120 Km

01/09/2008 10:30 AM

Lap	Lap Tm	Diff	Time of Day
(18) Michael Lensen			
1	1:30.843	+21.306	10:34:56.817
2	1:16.194	+6.657	10:36:13.011
3	1:12.906	+3.369	10:37:25.917
4	1:13.797	+4.260	10:38:39.714
5	1:14.083	+4.546	10:39:53.797
6	1:11.331	+1.794	10:41:05.128
7	1:10.887	+1.350	10:42:16.015
8	1:10.442	+0.905	10:43:26.457
9	1:11.912	+2.375	10:44:38.369
10	1:10.025	+0.488	10:45:48.394
11	1:09.537	-	10:46:57.931

Lap	Lap Tm	Diff	Time of Day
(39) Rodney Jessen			
1	1:24.855	+12.662	10:34:48.838
2	1:13.704	+1.511	10:36:02.542
3	1:12.979	+0.786	10:37:15.521
4	1:12.715	+0.522	10:38:28.236
5	1:12.193	-	10:39:40.429
6	1:12.322	+0.129	10:40:52.751
7	1:12.702	+0.509	10:42:05.453
8	1:12.448	+0.255	10:43:17.901

Lap	Lap Tm	Diff	Time of Day
(08) James Hepburn			
1	1:28.810	+15.457	10:34:49.319
2	1:14.687	+1.334	10:36:04.006
3	1:14.150	+0.797	10:37:18.156
4	1:21.438	+8.085	10:38:39.594
5	1:14.956	+1.603	10:39:54.550
6	1:13.353	-	10:41:07.903
7	1:13.804	+0.451	10:42:21.707
8	1:13.837	+0.484	10:43:35.544
9	1:13.716	+0.363	10:44:49.260
10	1:13.707	+0.354	10:46:02.967
11	1:14.404	+1.051	10:47:17.371

Lap	Lap Tm	Diff	Time of Day
(714) James Dallimore			
1	1:39.753	+26.013	10:34:56.876
2	1:19.063	+5.323	10:36:15.939
3	1:19.085	+5.345	10:37:35.024
4	1:16.539	+2.799	10:38:51.563
5	1:16.805	+3.065	10:40:08.368
6	1:16.335	+2.595	10:41:24.703
7	1:15.203	+1.463	10:42:39.906
8	1:15.023	+1.283	10:43:54.929
9	1:14.448	+0.708	10:45:09.377
10	1:14.095	+0.355	10:46:23.472
11	1:13.740	-	10:47:37.212

Lap	Lap Tm	Diff	Time of Day
(27) Wes Tipton			
1	1:29.385	+13.166	10:34:44.440
2	1:18.072	+1.853	10:36:02.512
3	1:17.979	+1.760	10:37:20.491
4	1:16.396	+0.177	10:38:36.887
5	1:16.813	+0.594	10:39:53.700
6	1:17.113	+0.894	10:41:10.813
7	1:16.219	-	10:42:27.032

Lap	Lap Tm	Diff	Time of Day
(732) Pam Williams			
1	1:40.090	+19.568	10:34:59.517

Lap	Lap Tm	Diff	Time of Day
2	1:25.806	+5.284	10:36:25.323
3	1:23.728	+3.206	10:37:49.051
4	1:22.683	+2.161	10:39:11.734
5	1:21.515	+0.993	10:40:33.249
6	1:23.134	+2.612	10:41:56.383
7	1:20.522	-	10:43:16.905
8	1:22.077	+1.555	10:44:38.982
9	1:21.355	+0.833	10:46:00.337
10	1:21.778	+1.256	10:47:22.115

Lap	Lap Tm	Diff	Time of Day
-----	--------	------	-------------



Group 3

Mission Raceway Park 2.120 Km

Group 3 Race MON

01/09/2008 02:45 PM

Race

Lap	Lap Tm	Diff	Time of Day
(18) Michael Lensen			
1	1:17.795	+6.765	15:19:03.879
2	1:13.301	+2.271	15:20:17.180
3	1:12.966	+1.936	15:21:30.146
4	1:11.426	+0.396	15:22:41.572
5	1:11.125	+0.095	15:23:52.697
6	1:11.766	+0.736	15:25:04.463
7	1:11.813	+0.783	15:26:16.276
8	1:11.677	+0.647	15:27:27.953
9	1:11.127	+0.097	15:28:39.080
10	1:11.247	+0.217	15:29:50.327
11	1:11.186	+0.156	15:31:01.513
12	1:11.174	+0.144	15:32:12.687
13	1:11.107	+0.077	15:33:23.794
14	1:11.680	+0.650	15:34:35.474
15	1:11.760	+0.730	15:35:47.234
16	1:13.875	+2.845	15:37:01.109
17	1:12.034	+1.004	15:38:13.143
18	1:11.722	+0.692	15:39:24.865
19	1:11.030	-	15:40:35.895
20	1:12.452	+1.422	15:41:48.347
21	1:12.039	+1.009	15:43:00.386
22	1:12.734	+1.704	15:44:13.120
23	1:11.491	+0.461	15:45:24.611
24	1:12.167	+1.137	15:46:36.778
25	1:12.556	+1.526	15:47:49.334

Lap	Lap Tm	Diff	Time of Day
(39) Rodney Jessen			
1	1:15.788	+3.359	15:19:01.898
2	1:14.179	+1.750	15:20:16.077
3	1:13.933	+1.504	15:21:30.010
4	1:14.206	+1.777	15:22:44.216
5	1:13.402	+0.973	15:23:57.618
6	1:13.041	+0.612	15:25:10.659
7	1:13.562	+1.133	15:26:24.221
8	1:13.062	+0.633	15:27:37.283
9	1:12.944	+0.515	15:28:50.227
10	1:12.869	+0.440	15:30:03.096
11	1:12.677	+0.248	15:31:15.773
12	1:13.203	+0.774	15:32:28.976
13	1:12.816	+0.387	15:33:41.792
14	1:12.933	+0.504	15:34:54.725
15	1:13.138	+0.709	15:36:07.863
16	1:12.870	+0.441	15:37:20.733
17	1:12.793	+0.364	15:38:33.526
18	1:13.028	+0.599	15:39:46.554
19	1:12.718	+0.289	15:40:59.272
20	1:12.429	-	15:42:11.701
21	1:13.670	+1.241	15:43:25.371
22	1:13.604	+1.175	15:44:38.975
23	1:12.917	+0.488	15:45:51.892
24	1:14.190	+1.761	15:47:06.082
25	1:12.951	+0.522	15:48:19.033

Lap	Lap Tm	Diff	Time of Day
(08) James Hepburn			
1	1:17.062	+3.220	15:19:03.387
2	1:15.611	+1.769	15:20:18.998
3	1:14.890	+1.048	15:21:33.888
4	1:14.586	+0.744	15:22:48.474
5	1:14.565	+0.723	15:24:03.039

Lap	Lap Tm	Diff	Time of Day
6	1:15.186	+1.344	15:25:18.225
7	1:14.987	+1.145	15:26:33.212
8	1:14.764	+0.922	15:27:47.976
9	1:14.530	+0.688	15:29:02.506
10	1:14.683	+0.841	15:30:17.189
11	1:14.518	+0.676	15:31:31.707
12	1:14.877	+1.035	15:32:46.584
13	1:15.001	+1.159	15:34:01.585
14	1:14.566	+0.724	15:35:16.151
15	1:14.996	+1.154	15:36:31.147
16	1:14.529	+0.687	15:37:45.676
17	1:14.541	+0.699	15:39:00.217
18	1:14.443	+0.601	15:40:14.660
19	1:13.842	-	15:41:28.502
20	1:13.894	+0.052	15:42:42.396
21	1:14.255	+0.413	15:43:56.651
22	1:14.498	+0.656	15:45:11.149
23	1:14.782	+0.940	15:46:25.931
24	1:14.644	+0.802	15:47:40.575
25	1:14.632	+0.790	15:48:55.207

Lap	Lap Tm	Diff	Time of Day
(714) James Dallimore			
1	1:20.103	+5.512	15:19:06.639
2	1:16.759	+2.168	15:20:23.398
3	1:16.148	+1.557	15:21:39.546
4	1:16.187	+1.596	15:22:55.733
5	1:15.197	+0.606	15:24:10.930
6	1:15.260	+0.669	15:25:26.190
7	1:14.829	+0.238	15:26:41.019
8	1:14.788	+0.197	15:27:55.807
9	1:14.591	-	15:29:10.398
10	1:14.935	+0.344	15:30:25.333
11	1:23.582	+8.991	15:31:48.915
12	1:15.383	+0.792	15:33:04.298
13	1:14.826	+0.235	15:34:19.124
14	1:15.791	+1.200	15:35:34.915
15	1:15.409	+0.818	15:36:50.324
16	1:15.511	+0.920	15:38:05.835
17	1:14.763	+0.172	15:39:20.598
18	1:14.781	+0.190	15:40:35.379
19	1:14.912	+0.321	15:41:50.291
20	1:16.692	+2.101	15:43:06.983
21	1:16.716	+2.125	15:44:23.699
22	1:15.648	+1.057	15:45:39.347
23	1:15.532	+0.941	15:46:54.879
24	1:14.737	+0.146	15:48:09.616

Lap	Lap Tm	Diff	Time of Day
(27) Wes Tipton			
1	1:20.441	+4.460	15:19:07.461
2	1:17.419	+1.438	15:20:24.880
3	1:17.124	+1.143	15:21:42.004
4	1:16.301	+0.320	15:22:58.305
5	1:16.349	+0.368	15:24:14.654
6	1:15.991	+0.010	15:25:30.645
7	1:15.981	-	15:26:46.626
8	1:16.945	+0.964	15:28:03.571
9	1:16.705	+0.724	15:29:20.276
10	1:16.852	+0.871	15:30:37.128
11	1:17.433	+1.452	15:31:54.561
12	1:17.019	+1.038	15:33:11.580
13	1:16.335	+0.354	15:34:27.915

Lap	Lap Tm	Diff	Time of Day
14	1:16.925	+0.944	15:35:44.840
15	1:17.512	+1.531	15:37:02.352
16	1:16.409	+0.428	15:38:18.761
17	1:16.658	+0.677	15:39:35.419
18	1:16.894	+0.913	15:40:52.313
19	1:16.612	+0.631	15:42:08.925
20	1:17.318	+1.337	15:43:26.243
21	1:18.173	+2.192	15:44:44.416
22	1:17.215	+1.234	15:46:01.631
23	1:19.555	+3.574	15:47:21.186
24	1:18.058	+2.077	15:48:39.244


Lap	Lap Tm	Diff	Time of Day
(732) Pam Williams			
1	1:23.865	+5.279	15:19:11.176
2	1:20.941	+2.355	15:20:32.117
3	1:20.474	+1.888	15:21:52.591
4	1:19.941	+1.355	15:23:12.532
5	1:20.206	+1.620	15:24:32.738
6	1:20.237	+1.651	15:25:52.975
7	1:19.584	+0.998	15:27:12.559
8	1:20.054	+1.468	15:28:32.613
9	1:20.046	+1.460	15:29:52.659
10	1:19.275	+0.689	15:31:11.934
11	1:20.313	+1.727	15:32:32.247
12	1:19.230	+0.644	15:33:51.477
13	1:19.220	+0.634	15:35:10.697
14	1:18.767	+0.181	15:36:29.464
15	1:19.516	+0.930	15:37:48.980
16	1:18.586	-	15:39:07.566
17	1:18.854	+0.268	15:40:26.420
18	1:18.656	+0.070	15:41:45.076
19	1:19.657	+1.071	15:43:04.733
20	1:20.061	+1.475	15:44:24.794
21	1:19.235	+0.649	15:45:44.029
22	1:38.497	+19.911	15:47:22.526
23	1:20.257	+1.671	15:48:42.783



Group 4
Group 4 Qualifying MON
Qualify

Mission Raceway Park 2.120 Km

01/09/2008 10:50 AM



Lap	Lap Tm	Diff	Time of Day
(22) Steve Paquette			
1	1:38.400	+25.340	10:55:11.791
2	1:24.850	+11.790	10:56:36.641
3	1:16.885	+3.825	10:57:53.526
4	1:15.907	+2.847	10:59:09.433
5	1:14.894	+1.834	11:00:24.327
6	1:13.417	+0.357	11:01:37.744
7	1:13.060	-	11:02:50.804

Lap	Lap Tm	Diff	Time of Day
(728) Bryan Holyk			
1	1:38.193	+24.606	10:55:01.051
2	1:18.938	+5.351	10:56:19.989
3	1:14.342	+0.755	10:57:34.331
4	1:14.092	+0.505	10:58:48.423
5	1:14.760	+1.173	11:00:03.183
6	1:15.707	+2.120	11:01:18.890
7	1:14.590	+1.003	11:02:33.480
8	1:13.587	-	11:03:47.067
9	1:14.302	+0.715	11:05:01.369
10	1:14.939	+1.352	11:06:16.308

Lap	Lap Tm	Diff	Time of Day
(35) Scott Morton			
1	1:32.998	+18.978	10:54:59.798
2	1:16.373	+2.353	10:56:16.171
3	1:15.210	+1.190	10:57:31.381
4	1:15.105	+1.085	10:58:46.486
5	1:14.526	+0.506	11:00:01.012
6	1:15.044	+1.024	11:01:16.056
7	1:14.544	+0.524	11:02:30.600
8	1:14.539	+0.519	11:03:45.139
9	1:14.020	-	11:04:59.159

Lap	Lap Tm	Diff	Time of Day
(118) Jeff Remfert			
1	1:36.343	+20.055	10:55:11.266
2	1:18.933	+2.645	10:56:30.199
3	1:18.338	+2.050	10:57:48.537
4	1:27.054	+10.766	10:59:15.591
5	1:16.456	+0.168	11:00:32.047
6	1:16.845	+0.557	11:01:48.892
7	1:16.288	-	11:03:05.180
8	1:17.170	+0.882	11:04:22.350

Lap	Lap Tm	Diff	Time of Day
(716) Dennis Thoney			
1	1:40.306	+21.850	10:55:04.997
2	1:21.861	+3.405	10:56:26.858
3	1:21.056	+2.600	10:57:47.914
4	1:19.113	+0.657	10:59:07.027
5	1:20.146	+1.690	11:00:27.173
6	1:18.817	+0.361	11:01:45.990
7	1:18.456	-	11:03:04.446
8	1:19.838	+1.382	11:04:24.284
9	1:19.848	+1.392	11:05:44.132

Lap	Lap Tm	Diff	Time of Day
(746) Garry Bone			
1	1:41.637	+22.004	10:55:23.608
2	1:21.556	+1.923	10:56:45.164
3	1:19.633	-	10:58:04.797
4	1:23.034	+3.401	10:59:27.831
5	1:21.375	+1.742	11:00:49.206
6	1:24.592	+4.959	11:02:13.798

Lap	Lap Tm	Diff	Time of Day
7	1:19.665	+0.032	11:03:33.463
(157) Jeffery A. Wicks			
1	1:34.729	+15.042	10:56:46.515
2	1:19.687	-	10:58:06.202
3	1:20.813	+1.126	10:59:27.015
4	1:21.657	+1.970	11:00:48.672
5	1:20.185	+0.498	11:02:08.857
6	1:20.794	+1.107	11:03:29.651
7	1:21.009	+1.322	11:04:50.660

Lap	Lap Tm	Diff	Time of Day
(756) Chris Manuel			
1	1:38.683	+16.705	10:58:34.232
2	1:23.867	+1.889	10:59:58.099
3	1:22.494	+0.516	11:01:20.593
4	1:22.203	+0.225	11:02:42.796
5	1:22.779	+0.801	11:04:05.575
6	1:22.582	+0.604	11:05:28.157
7	1:21.978	-	11:06:50.135

Lap	Lap Tm	Diff	Time of Day
-----	--------	------	-------------



Group 4
Group 4 Race MON
Race

Mission Raceway Park 2.120 Km

01/09/2008 03:25 PM

Lap	Lap Tm	Diff	Time of Day
(22) Steve Paquette			
1	1:17.858	+3.642	15:57:26.257
2	1:15.132	+0.916	15:58:41.389
3	1:14.285	+0.069	15:59:55.674
4	1:14.267	+0.051	16:01:09.941
5	1:14.255	+0.039	16:02:24.196
6	1:14.234	+0.018	16:03:38.430
7	1:14.425	+0.209	16:04:52.855
8	1:15.014	+0.798	16:06:07.869
9	1:14.499	+0.283	16:07:22.368
10	1:15.655	+1.439	16:08:38.023
11	1:14.216	-	16:09:52.239
12	1:15.234	+1.018	16:11:07.473
13	1:14.966	+0.750	16:12:22.439
14	1:14.402	+0.186	16:13:36.841
15	1:14.792	+0.576	16:14:51.633
16	1:15.549	+1.333	16:16:07.182
17	1:15.500	+1.284	16:17:22.682
18	1:15.881	+1.665	16:18:38.563
19	1:14.866	+0.650	16:19:53.429
20	1:15.430	+1.214	16:21:08.859
21	1:15.903	+1.687	16:22:24.762
22	1:16.878	+2.662	16:23:41.640
23	1:16.797	+2.581	16:24:58.437
24	1:18.859	+4.643	16:26:17.296

Lap	Lap Tm	Diff	Time of Day
(35) Scott Morton			
1	1:18.801	+4.063	15:57:27.954
2	1:16.619	+1.881	15:58:44.573
3	1:16.649	+1.911	16:00:01.222
4	1:15.222	+0.484	16:01:16.444
5	1:15.440	+0.702	16:02:31.884
6	1:15.116	+0.378	16:03:47.000
7	1:15.012	+0.274	16:05:02.012
8	1:15.514	+0.776	16:06:17.526
9	1:14.738	-	16:07:32.264
10	1:15.020	+0.282	16:08:47.284
11	1:15.319	+0.581	16:10:02.603
12	1:17.829	+3.091	16:11:20.432
13	1:15.382	+0.644	16:12:35.814
14	1:15.498	+0.760	16:13:51.312
15	1:15.465	+0.727	16:15:06.777
16	1:15.245	+0.507	16:16:22.022
17	1:15.658	+0.920	16:17:37.680
18	1:15.535	+0.797	16:18:53.215
19	1:15.254	+0.516	16:20:08.469
20	1:15.708	+0.970	16:21:24.177
21	1:15.465	+0.727	16:22:39.642
22	1:15.582	+0.844	16:23:55.224
23	1:15.943	+1.205	16:25:11.167
24	1:16.566	+1.828	16:26:27.733

Lap	Lap Tm	Diff	Time of Day
(728) Bryan Holyk			
1	1:18.911	+4.142	15:57:27.456
2	1:16.718	+1.949	15:58:44.174
3	1:16.441	+1.672	16:00:00.615
4	1:15.221	+0.452	16:01:15.836
5	1:15.327	+0.558	16:02:31.163
6	1:14.955	+0.186	16:03:46.118
7	1:14.769	-	16:05:00.887

Lap	Lap Tm	Diff	Time of Day
8	1:15.532	+0.763	16:06:16.419
9	1:15.333	+0.564	16:07:31.752
10	1:14.976	+0.207	16:08:46.728
11	1:15.300	+0.531	16:10:02.028
12	1:17.051	+2.282	16:11:19.079
13	1:15.658	+0.889	16:12:34.737
14	1:15.396	+0.627	16:13:50.133
15	1:15.370	+0.601	16:15:05.503
16	1:15.305	+0.536	16:16:20.808
17	1:15.228	+0.459	16:17:36.036
18	1:15.381	+0.612	16:18:51.417
19	1:15.645	+0.876	16:20:07.062
20	1:16.809	+2.040	16:21:23.871
21	1:15.420	+0.651	16:22:39.291
22	1:15.565	+0.796	16:23:54.856
23	1:20.526	+5.757	16:25:15.382
24	1:17.309	+2.540	16:26:32.691

Lap	Lap Tm	Diff	Time of Day
(118) Jeff Remfert			
1	1:19.251	+3.674	15:57:28.706
2	1:16.963	+1.386	15:58:45.669
3	1:16.464	+0.887	16:00:02.133
4	1:16.289	+0.712	16:01:18.422
5	1:15.672	+0.095	16:02:34.094
6	1:16.308	+0.731	16:03:50.402
7	1:16.629	+1.052	16:05:07.031
8	1:15.907	+0.330	16:06:22.938
9	1:15.577	-	16:07:38.515
10	1:15.789	+0.212	16:08:54.304
11	1:16.148	+0.571	16:10:10.452
12	1:17.412	+1.835	16:11:27.864
13	1:16.257	+0.680	16:12:44.121
14	1:17.729	+2.152	16:14:01.850
15	1:16.771	+1.194	16:15:18.621
16	1:16.704	+1.127	16:16:35.325
17	1:18.180	+2.603	16:17:53.505
18	1:19.566	+3.989	16:19:13.071
19	1:17.944	+2.367	16:20:31.015
20	1:19.070	+3.493	16:21:50.085
21	1:18.587	+3.010	16:23:08.672
22	1:19.211	+3.634	16:24:27.883
23	1:18.984	+3.407	16:25:46.867
24	1:19.577	+4.000	16:27:06.444

Lap	Lap Tm	Diff	Time of Day
(62) Brian Meakings			
1	1:22.779	+1.931	15:57:33.179
2	1:21.591	+0.743	15:58:54.770
3	1:21.887	+1.039	16:00:16.657
4	1:21.693	+0.845	16:01:38.350
5	1:22.426	+1.578	16:03:00.776
6	1:21.718	+0.870	16:04:22.494
7	1:25.548	+4.700	16:05:48.042
8	1:27.481	+6.633	16:07:15.523
9	1:22.513	+1.665	16:08:38.036
10	1:20.848	-	16:09:58.884
11	1:22.626	+1.778	16:11:21.510
12	1:21.768	+0.920	16:12:43.278
13	1:22.922	+2.074	16:14:06.200
14	1:25.044	+4.196	16:15:31.244
15	1:28.459	+7.611	16:16:59.703
16	1:27.525	+6.677	16:18:27.228

Lap	Lap Tm	Diff	Time of Day
17	1:28.512	+7.664	16:19:55.740
18	1:29.874	+9.026	16:21:25.614
19	1:29.390	+8.542	16:22:55.004
20	1:34.740	+13.892	16:24:29.744
21	1:44.031	+23.183	16:26:13.775
22	1:34.663	+13.815	16:27:48.438

Lap	Lap Tm	Diff	Time of Day
(716) Dennis Thoney			
1	1:26.285	+5.740	15:57:36.055
2	1:22.079	+1.534	15:58:58.134
3	1:21.935	+1.390	16:00:20.069
4	1:20.931	+0.386	16:01:41.000
5	1:21.972	+1.427	16:03:02.972
6	1:25.361	+4.816	16:04:28.333
7	1:23.017	+2.472	16:05:51.350
8	1:23.823	+3.278	16:07:15.173
9	1:20.832	+0.287	16:08:36.005
10	1:20.545	-	16:09:56.550
11	1:21.455	+0.910	16:11:18.005
12	1:22.970	+2.425	16:12:40.975
13	1:26.158	+5.613	16:14:07.133
14	1:32.030	+11.485	16:15:39.163
15	1:32.254	+11.709	16:17:11.417
p16	9:25.205	+8:04.660	16:26:36.622

Lap	Lap Tm	Diff	Time of Day
(756) Chris Manuel			
1	1:22.415	+1.131	15:57:32.222
2	1:21.820	+0.536	15:58:54.042
3	1:21.896	+0.612	16:00:15.938
4	1:21.556	+0.272	16:01:37.494
5	1:21.496	+0.212	16:02:58.990
6	1:21.284	-	16:04:20.274



Group 5

Mission Raceway Park 2.120 Km

Group 5 Qualifying MON

09/01/08 09:00 AM

Qualify

Lap	Lap Tm	Diff	Time of Day
(112) WC Storms			
1	1:24.046	+4.283	9:06:56.598
2	1:22.244	+2.481	9:08:18.842
3	1:20.335	+0.572	9:09:39.177
4	1:19.763	-	9:10:58.940
5	1:19.817	+0.054	9:12:18.757
6	1:20.033	+0.270	9:13:38.790
7	1:23.046	+3.283	9:15:01.836
8	1:21.353	+1.590	9:16:23.189
9	1:21.499	+1.736	9:17:44.688
(5) Rick Delamare			
1	1:22.874	+3.010	9:06:58.877
2	1:21.130	+1.266	9:08:20.007
3	1:20.483	+0.619	9:09:40.490
4	1:20.361	+0.497	9:11:00.851
5	1:19.864	-	9:12:20.715
6	1:20.043	+0.179	9:13:40.758
7	1:24.770	+4.906	9:15:05.528
8	1:21.259	+1.395	9:16:26.787
9	1:20.236	+0.372	9:17:47.023
(73) Martin Berryman			
1	1:24.019	+3.238	9:07:00.436
2	1:21.709	+0.928	9:08:22.145
3	1:21.058	+0.277	9:09:43.203
4	1:21.007	+0.226	9:11:04.210
5	1:20.965	+0.184	9:12:25.175
6	1:20.781	-	9:13:45.956
7	1:22.433	+1.652	9:15:08.389
8	1:22.121	+1.340	9:16:30.510
9	1:21.554	+0.773	9:17:52.064
(103) Kim Fabbro			
1	2:00.862	+39.735	9:05:56.863
2	1:28.964	+7.837	9:07:25.827
3	1:23.736	+2.609	9:08:49.563
4	1:22.463	+1.336	9:10:12.026
5	1:21.127	-	9:11:33.153
p6	3:26.915	+2:05.788	9:15:00.068
7	1:34.047	+12.920	9:16:34.115
8	1:31.900	+10.773	9:18:06.015
(772) David Stenner			
1	1:24.350	+2.892	9:07:06.581
2	1:21.990	+0.532	9:08:28.571
3	1:21.458	-	9:09:50.029
4	1:21.801	+0.343	9:11:11.830
p5	2:15.629	+54.171	9:13:27.459
6	1:41.800	+20.342	9:15:09.259
7	1:21.651	+0.193	9:16:30.910
8	1:22.099	+0.641	9:17:53.009
(100) Tobias Bastilko			
1	1:27.569	+5.675	9:07:01.197
2	1:25.656	+3.762	9:08:26.853
3	1:22.190	+0.296	9:09:49.043
4	1:28.498	+6.604	9:11:17.541
5	1:21.894	-	9:12:39.435
6	1:22.058	+0.164	9:14:01.493

Lap	Lap Tm	Diff	Time of Day
7	1:22.032	+0.138	9:15:23.525
8	1:22.334	+0.440	9:16:45.859
9	1:22.925	+1.031	9:18:08.784
(19) Michael Conatore			
1	1:24.373	+1.975	9:07:01.557
2	1:24.078	+1.680	9:08:25.635
3	1:22.825	+0.427	9:09:48.460
4	1:22.398	-	9:11:10.858
5	1:25.210	+2.812	9:12:36.068
6	1:27.262	+4.864	9:14:03.330
(160) Michael Shulman			
1	1:37.827	+13.576	9:06:37.914
2	1:28.634	+4.383	9:08:06.548
3	1:25.736	+1.485	9:09:32.284
4	1:24.251	-	9:10:56.535
5	1:27.093	+2.842	9:12:23.628
6	1:24.897	+0.646	9:13:48.525
(404) Dan Rogers			
1	1:25.768	+1.148	9:10:19.701
2	1:25.966	+1.346	9:11:45.667
3	1:26.360	+1.740	9:13:12.027
4	1:24.620	-	9:14:36.647
5	1:25.214	+0.594	9:16:01.861
6	1:25.598	+0.978	9:17:27.459
(67) Ron Johnson			
1	1:33.264	+8.604	9:07:25.827
2	1:29.773	+5.113	9:08:55.600
3	1:26.800	+2.140	9:10:22.400
4	1:26.098	+1.438	9:11:48.498
5	1:25.867	+1.207	9:13:14.365
6	1:24.920	+0.260	9:14:39.285
7	1:25.007	+0.347	9:16:04.292
8	1:24.660	-	9:17:28.952
(727) John Gillespie			
1	1:48.780	+23.542	9:07:45.563
2	1:30.433	+5.195	9:09:15.996
3	1:27.498	+2.260	9:10:43.494
4	1:28.166	+2.928	9:12:11.660
5	1:27.713	+2.475	9:13:39.373
6	1:29.087	+3.849	9:15:08.460
7	1:26.641	+1.403	9:16:35.101
8	1:25.238	-	9:18:00.339
(790) Keith Robinson			
1	1:44.603	+18.832	9:06:15.037
2	1:31.300	+5.529	9:07:46.337
3	1:28.476	+2.705	9:09:14.813
4	1:28.007	+2.236	9:10:42.820
5	1:27.306	+1.535	9:12:10.126
6	1:26.300	+0.529	9:13:36.426
7	1:25.771	-	9:15:02.197
8	1:26.914	+1.143	9:16:29.111
9	1:28.001	+2.230	9:17:57.112
(762) Gayle Baird			
1	2:01.497	+34.845	9:05:59.595

Lap	Lap Tm	Diff	Time of Day
2	1:32.343	+5.691	9:07:31.938
3	1:29.640	+2.988	9:09:01.578
4	1:28.094	+1.442	9:10:29.672
5	1:28.608	+1.956	9:11:58.280
6	1:26.800	+0.148	9:13:25.080
7	1:26.652	-	9:14:51.732
8	1:27.148	+0.496	9:16:18.880
9	1:27.948	+1.296	9:17:46.828
(329) Mark Finnis			
1	1:36.168	+6.435	9:07:33.232
2	1:32.596	+2.863	9:09:05.828
3	1:30.976	+1.243	9:10:36.804
4	1:29.733	-	9:12:06.537
5	1:30.861	+1.128	9:13:37.398
6	1:37.888	+8.155	9:15:15.286
7	1:31.142	+1.409	9:16:46.428
8	1:30.389	+0.656	9:18:16.817
(318) Jeff Bizzell			
1	1:55.523	+25.723	9:07:28.041
2	1:33.276	+3.476	9:09:01.317
3	1:32.566	+2.766	9:10:33.883
4	1:31.114	+1.314	9:12:04.997
5	1:30.794	+0.994	9:13:35.791
6	1:41.220	+11.420	9:15:17.011
7	1:30.619	+0.819	9:16:47.630
8	1:29.800	-	9:18:17.430



Group 5

Mission Raceway Park 2.120 Km

Group 5 Race MON

01/09/2008 12:05 PM

Race

Lap	Lap Tm	Diff	Time of Day
-----	--------	------	-------------

(103) Kim Fabbro

1	1:22.413	+3.129	12:11:07.654
2	1:22.331	+3.047	12:12:29.985
3	1:20.949	+1.665	12:13:50.934
4	1:20.179	+0.895	12:15:11.113
5	1:19.790	+0.506	12:16:30.903
6	1:19.319	+0.035	12:17:50.222
7	1:19.284	-	12:19:09.506
8	1:19.795	+0.511	12:20:29.301
9	1:19.583	+0.299	12:21:48.884
10	1:20.051	+0.767	12:23:08.935
11	1:19.368	+0.084	12:24:28.303
12	1:19.597	+0.313	12:25:47.900
13	1:19.900	+0.616	12:27:07.800
14	1:20.128	+0.844	12:28:27.928
15	1:20.420	+1.136	12:29:48.348
16	1:20.501	+1.217	12:31:08.849
17	1:20.430	+1.146	12:32:29.279
18	1:20.645	+1.361	12:33:49.924
19	1:20.352	+1.068	12:35:10.276
20	1:20.204	+0.920	12:36:30.480
21	1:20.143	+0.859	12:37:50.623
22	1:19.761	+0.477	12:39:10.384

(5) Rick Delamare

1	1:21.208	+1.153	12:11:06.166
2	1:20.545	+0.490	12:12:26.711
3	1:20.515	+0.460	12:13:47.226
4	1:20.850	+0.795	12:15:08.076
5	1:20.055	-	12:16:28.131
6	1:20.585	+0.530	12:17:48.716
7	1:20.108	+0.053	12:19:08.824
8	1:21.514	+1.459	12:20:30.338
9	1:20.552	+0.497	12:21:50.890
10	1:20.381	+0.326	12:23:11.271
11	1:20.456	+0.401	12:24:31.727
12	1:20.525	+0.470	12:25:52.252
13	1:21.012	+0.957	12:27:13.264
14	1:20.477	+0.422	12:28:33.741
15	1:20.857	+0.802	12:29:54.598
16	1:21.046	+0.991	12:31:15.644
17	1:20.958	+0.903	12:32:36.602
18	1:21.898	+1.843	12:33:58.500
19	1:22.847	+2.792	12:35:21.347
20	1:21.515	+1.460	12:36:42.862
21	1:21.172	+1.117	12:38:04.034
22	1:20.854	+0.799	12:39:24.888

(737) John Cartwright

1	1:22.902	+2.363	12:11:15.556
2	1:21.551	+1.012	12:12:37.107
3	1:21.089	+0.550	12:13:58.196
4	1:22.368	+1.829	12:15:20.564
5	1:23.970	+3.431	12:16:44.534
6	1:21.575	+1.036	12:18:06.109
7	1:20.914	+0.375	12:19:27.023
8	1:21.152	+0.613	12:20:48.175
9	1:21.109	+0.570	12:22:09.284
10	1:21.399	+0.860	12:23:30.683
11	1:21.281	+0.742	12:24:51.964

Lap	Lap Tm	Diff	Time of Day
-----	--------	------	-------------

(19) Michael Conatore

12	1:20.887	+0.348	12:26:12.851
13	1:20.919	+0.380	12:27:33.770
14	1:21.402	+0.863	12:28:55.172
15	1:20.539	-	12:30:15.711
16	1:22.308	+1.769	12:31:38.019
17	1:21.362	+0.823	12:32:59.381
18	1:21.679	+1.140	12:34:21.060
19	1:22.330	+1.791	12:35:43.390
20	1:22.257	+1.718	12:37:05.647
21	1:21.094	+0.555	12:38:26.741
22	1:21.642	+1.103	12:39:48.383

(160) Michael Shulman

1	1:24.102	+2.822	12:11:09.923
2	1:21.280	-	12:12:31.203
3	1:21.423	+0.143	12:13:52.626
4	1:21.433	+0.153	12:15:14.059
5	1:21.422	+0.142	12:16:35.481
6	1:21.582	+0.302	12:17:57.063
7	1:21.503	+0.223	12:19:18.566
8	1:21.942	+0.662	12:20:40.508
9	1:21.499	+0.219	12:22:02.007
10	1:21.837	+0.557	12:23:23.844
11	1:22.317	+1.037	12:24:46.161
12	1:21.368	+0.088	12:26:07.529
13	1:22.042	+0.762	12:27:29.571
14	1:21.996	+0.716	12:28:51.567
15	1:21.697	+0.417	12:30:13.264
16	1:23.504	+2.224	12:31:36.768
17	1:22.024	+0.744	12:32:58.792
18	1:21.788	+0.508	12:34:20.580
19	1:22.215	+0.935	12:35:42.795
20	1:23.405	+2.125	12:37:06.200
21	1:22.238	+0.958	12:38:28.438
22	1:22.865	+1.585	12:39:51.303

(100) Tobias Basiilko

Lap	Lap Tm	Diff	Time of Day
-----	--------	------	-------------

(404) Dan Rogers

1	1:25.717	+4.728	12:11:11.408
2	1:22.264	+1.275	12:12:33.672
3	1:21.435	+0.446	12:13:55.107
4	1:21.442	+0.453	12:15:16.549
5	1:22.192	+1.203	12:16:38.741
6	1:21.648	+0.659	12:18:00.389
7	1:21.348	+0.359	12:19:21.737
8	1:21.970	+0.981	12:20:43.707
9	1:20.989	-	12:22:04.696
10	1:21.619	+0.630	12:23:26.315
11	1:22.302	+1.313	12:24:48.617
12	1:21.130	+0.141	12:26:09.747
13	1:21.576	+0.587	12:27:31.323
14	1:24.574	+3.585	12:28:55.897
15	1:22.715	+1.726	12:30:18.612
16	1:22.702	+1.713	12:31:41.314
17	1:22.824	+1.835	12:33:04.138
18	1:21.795	+0.806	12:34:25.933
19	1:21.780	+0.791	12:35:47.713
20	1:21.317	+0.328	12:37:09.030
21	1:21.301	+0.312	12:38:30.331
22	1:22.937	+1.948	12:39:53.268

(772) David Stenner

1	1:26.558	+4.518	12:11:12.886
2	1:22.267	+0.227	12:12:35.153
3	1:22.040	-	12:13:57.193
4	1:22.921	+0.881	12:15:20.114
5	1:24.049	+2.009	12:16:44.163
6	1:23.949	+1.909	12:18:08.112
7	1:23.470	+1.430	12:19:31.582
8	1:24.245	+2.205	12:20:55.827
9	1:23.407	+1.367	12:22:19.234
10	1:23.468	+1.428	12:23:42.702
11	1:23.830	+1.790	12:25:06.532
12	1:23.053	+1.013	12:26:29.585
13	1:25.674	+3.634	12:27:55.259
14	1:23.945	+1.905	12:29:19.204
15	1:23.518	+1.478	12:30:42.722
16	1:22.856	+0.816	12:32:05.578
17	1:23.106	+1.066	12:33:28.684
18	1:23.539	+1.499	12:34:52.223
19	1:23.208	+1.168	12:36:15.431
20	1:25.126	+3.086	12:37:40.557
21	1:22.800	+0.760	12:39:03.357
22	1:23.298	+1.258	12:40:26.655




Group 5

Group 5 Race MON

Race

Mission Raceway Park 2.120 Km

01/09/2008 12:05 PM



Lap	Lap Tm	Diff	Time of Day
14	1:21.917	+1.295	12:29:28.856
15	1:22.457	+1.835	12:30:51.313
16	1:22.475	+1.853	12:32:13.788
17	1:22.379	+1.757	12:33:36.167
18	1:22.514	+1.892	12:34:58.681
19	1:23.256	+2.634	12:36:21.937
20	1:23.559	+2.937	12:37:45.496
21	1:23.977	+3.355	12:39:09.473
p22	2:02.608	+41.986	12:41:12.081

(727) John Gillespie

Lap	Lap Tm	Diff	Time of Day
1	1:27.454	+4.075	12:11:14.447
2	1:27.224	+3.845	12:12:41.671
3	1:25.547	+2.168	12:14:07.218
4	1:25.356	+1.977	12:15:32.574
5	1:24.793	+1.414	12:16:57.367
6	1:25.010	+1.631	12:18:22.377
7	1:24.971	+1.592	12:19:47.348
8	1:23.884	+0.505	12:21:11.232
9	1:24.269	+0.890	12:22:35.501
10	1:24.059	+0.680	12:23:59.560
11	1:24.122	+0.743	12:25:23.682
12	1:24.317	+0.938	12:26:47.999
13	1:23.932	+0.553	12:28:11.931
14	1:24.469	+1.090	12:29:36.400
15	1:23.512	+0.133	12:30:59.912
16	1:27.516	+4.137	12:32:27.428
17	1:25.619	+2.240	12:33:53.047
18	1:23.379	-	12:35:16.426
19	1:23.891	+0.512	12:36:40.317
20	1:23.691	+0.312	12:38:04.008
21	1:23.987	+0.608	12:39:27.995

(67) Ron Johnson

Lap	Lap Tm	Diff	Time of Day
1	1:30.320	+6.228	12:11:18.199
2	1:27.005	+2.913	12:12:45.204
3	1:25.510	+1.418	12:14:10.714
4	1:24.641	+0.549	12:15:35.355
5	1:25.206	+1.114	12:17:00.561
6	1:24.332	+0.240	12:18:24.893
7	1:24.772	+0.680	12:19:49.665
8	1:24.133	+0.041	12:21:13.798
9	1:24.092	-	12:22:37.890
10	1:25.032	+0.940	12:24:02.922
11	1:24.286	+0.194	12:25:27.208
12	1:24.406	+0.314	12:26:51.614
13	1:24.505	+0.413	12:28:16.119
14	1:25.372	+1.280	12:29:41.491
15	1:24.427	+0.335	12:31:05.918
16	1:26.428	+2.336	12:32:32.346
17	1:25.008	+0.916	12:33:57.354
18	1:26.026	+1.934	12:35:23.380
19	1:26.117	+2.025	12:36:49.497
20	1:26.069	+1.977	12:38:15.566
21	1:26.088	+1.996	12:39:41.654

(762) Gayle Baird

Lap	Lap Tm	Diff	Time of Day
1	1:29.629	+3.631	12:11:21.713
2	1:25.998	-	12:12:47.711
3	1:26.590	+0.592	12:14:14.301
4	1:27.035	+1.037	12:15:41.336

Lap	Lap Tm	Diff	Time of Day
5	1:26.160	+0.162	12:17:07.496
6	1:26.536	+0.538	12:18:34.032
7	1:26.622	+0.624	12:20:00.654
8	1:27.198	+1.200	12:21:27.852
9	1:26.096	+0.098	12:22:53.948
10	1:26.754	+0.756	12:24:20.702
11	1:27.658	+1.660	12:25:48.360
12	1:26.542	+0.544	12:27:14.902
13	1:27.589	+1.591	12:28:42.491
14	1:27.553	+1.555	12:30:10.044
15	1:30.005	+4.007	12:31:40.049
16	1:26.685	+0.687	12:33:06.734
17	1:26.699	+0.701	12:34:33.433
18	1:27.489	+1.491	12:36:00.922
19	1:26.730	+0.732	12:37:27.652
20	1:27.474	+1.476	12:38:55.126
21	1:27.167	+1.169	12:40:22.293

(318) Jeff Bizzell

Lap	Lap Tm	Diff	Time of Day
1	1:32.367	+3.913	12:11:25.221
2	1:29.387	+0.933	12:12:54.608
3	1:29.630	+1.176	12:14:24.238
4	1:30.416	+1.962	12:15:54.654
5	1:28.942	+0.488	12:17:23.596
6	1:28.830	+0.376	12:18:52.426
7	1:29.060	+0.606	12:20:21.486
8	1:30.768	+2.314	12:21:52.254
9	1:29.717	+1.263	12:23:21.971
10	1:32.203	+3.749	12:24:54.174
11	1:28.454	-	12:26:22.628
12	1:29.206	+0.752	12:27:51.834
13	1:30.905	+2.451	12:29:22.739
14	1:30.354	+1.900	12:30:53.093
15	1:28.811	+0.357	12:32:21.904
16	1:30.691	+2.237	12:33:52.595
17	1:30.732	+2.278	12:35:23.327
18	1:29.451	+0.997	12:36:52.778
19	1:28.677	+0.223	12:38:21.455
20	1:30.620	+2.166	12:39:52.075

(329) Mark Finniss

Lap	Lap Tm	Diff	Time of Day
1	1:32.907	+3.882	12:11:25.184
2	1:31.255	+2.230	12:12:56.439
3	1:29.910	+0.885	12:14:26.349
4	1:29.025	-	12:15:55.374
5	1:29.523	+0.498	12:17:24.897
6	1:29.456	+0.431	12:18:54.353
7	1:29.715	+0.690	12:20:24.068
8	1:30.786	+1.761	12:21:54.854
9	1:29.628	+0.603	12:23:24.482
10	1:31.054	+2.029	12:24:55.536
11	1:29.725	+0.700	12:26:25.261
12	1:31.657	+2.632	12:27:56.918
13	1:30.670	+1.645	12:29:27.588
14	1:30.738	+1.713	12:30:58.326
15	1:31.590	+2.565	12:32:29.916
16	1:31.908	+2.883	12:34:01.824
17	1:30.919	+1.894	12:35:32.743
18	1:31.096	+2.071	12:37:03.839
19	1:33.448	+4.423	12:38:37.287
20	1:30.844	+1.819	12:40:08.131

Lap	Lap Tm	Diff	Time of Day
(731) Martin Berryman			
1	1:23.497	+3.762	12:11:08.670
2	1:20.375	+0.640	12:12:29.045
3	1:19.735	-	12:13:48.780
4	1:20.180	+0.445	12:15:08.960
5	1:20.932	+1.197	12:16:29.892
6	1:20.179	+0.444	12:17:50.071
7	1:21.389	+1.654	12:19:11.460
8	1:20.667	+0.932	12:20:32.127
9	1:21.136	+1.401	12:21:53.263
10	1:20.988	+1.253	12:23:14.251
11	1:20.841	+1.106	12:24:35.092
12	1:20.953	+1.218	12:25:56.045
13	1:21.508	+1.773	12:27:17.553
14	1:22.415	+2.680	12:28:39.968
15	1:21.899	+2.164	12:30:01.867
16	1:22.856	+3.121	12:31:24.723
17	1:25.535	+5.800	12:32:50.258

(112) WC Stoms

Lap	Lap Tm	Diff	Time of Day
1	1:21.861	+2.020	12:11:06.862
2	1:20.048	+0.207	12:12:26.910
3	1:20.585	+0.744	12:13:47.495
4	1:21.110	+1.269	12:15:08.605
5	1:19.841	-	12:16:28.446
6	1:20.600	+0.759	12:17:49.046
7	1:20.090	+0.249	12:19:09.136

(790) Keith Robinson

Lap	Lap Tm	Diff	Time of Day
1	1:26.731	-	12:11:20.118
2	1:26.825	+0.094	12:12:46.943
3	1:26.894	+0.163	12:14:13.837
4	1:27.363	+0.632	12:15:41.200
5	1:27.032	+0.301	12:17:08.232



Group 6 & NOW

Mission Raceway Park 2.120 Km

Group 6 Qualifying MON

01/09/2008 09:20 AM

Qualify

Lap	Lap Tm	Diff	Time of Day
(8) Lee Fjellanger			
1	1:43.953	+25.691	9:25:23.995
2	1:20.859	+2.597	9:26:44.854
3	1:18.493	+0.231	9:28:03.347
4	1:18.262	-	9:29:21.609

Lap	Lap Tm	Diff	Time of Day
(707) Alan J. Harrington			
1	1:41.770	+23.379	9:25:24.848
2	1:23.912	+5.521	9:26:48.760
3	1:21.671	+3.280	9:28:10.431
p4	1:46.608	+28.217	9:29:57.039
5	1:23.768	+5.377	9:31:20.807
6	1:19.483	+1.092	9:32:40.290
7	1:19.112	+0.721	9:33:59.402
8	1:18.961	+0.570	9:35:18.363
9	1:18.400	+0.009	9:36:36.763
10	1:18.391	-	9:37:55.154

Lap	Lap Tm	Diff	Time of Day
(4) Bob Posner			
1	1:50.787	+30.664	9:25:19.175
2	1:26.174	+6.051	9:26:45.349
3	1:20.755	+0.632	9:28:06.104
4	1:21.705	+1.582	9:29:27.809
5	1:21.060	+0.937	9:30:48.869
6	1:20.123	-	9:32:08.992
7	1:20.914	+0.791	9:33:29.906
8	1:23.102	+2.979	9:34:53.008
9	1:20.172	+0.049	9:36:13.180
10	1:21.106	+0.983	9:37:34.286

Lap	Lap Tm	Diff	Time of Day
(3) David VanAmburg			
1	1:56.711	+36.494	9:25:22.500
2	1:41.364	+21.147	9:27:03.864
3	1:22.153	+1.936	9:28:26.017
4	1:21.693	+1.476	9:29:47.710
5	1:21.878	+1.661	9:31:09.588
6	1:21.110	+0.893	9:32:30.698
7	1:20.217	-	9:33:50.915
8	1:20.810	+0.593	9:35:11.725
9	1:21.151	+0.934	9:36:32.876
10	1:20.227	+0.010	9:37:53.103

Lap	Lap Tm	Diff	Time of Day
(64) Kirk Hall			
1	1:47.887	+27.346	9:25:23.468
2	1:22.534	+1.993	9:26:46.002
3	1:21.815	+1.274	9:28:07.817
4	1:20.992	+0.451	9:29:28.809
5	1:20.585	+0.044	9:30:49.394
6	1:21.000	+0.459	9:32:10.394
7	1:20.757	+0.216	9:33:31.151
8	1:21.034	+0.493	9:34:52.185
9	1:20.541	-	9:36:12.726
10	1:21.091	+0.550	9:37:33.817

Lap	Lap Tm	Diff	Time of Day
(710) David W Neveaux			
1	1:39.060	+17.879	9:25:23.971
2	1:23.815	+2.634	9:26:47.786
3	1:22.260	+1.079	9:28:10.046
4	1:22.978	+1.797	9:29:33.024
5	1:29.029	+7.848	9:31:02.053

Lap	Lap Tm	Diff	Time of Day
6	1:22.525	+1.344	9:32:24.578
7	1:21.181	-	9:33:45.759
8	1:22.051	+0.870	9:35:07.810
9	1:21.796	+0.615	9:36:29.606
10	1:21.205	+0.024	9:37:50.811

Lap	Lap Tm	Diff	Time of Day
(715) Colin Hannah			
p1	2:04.606	+43.301	9:25:38.567
2	1:33.429	+12.124	9:27:11.996
3	1:22.515	+1.210	9:28:34.511
4	1:22.501	+1.196	9:29:57.012
5	1:21.953	+0.648	9:31:18.965
6	1:21.305	-	9:32:40.270
7	1:22.513	+1.208	9:34:02.783
8	1:21.682	+0.377	9:35:24.465
9	1:21.351	+0.046	9:36:45.816
10	1:21.738	+0.433	9:38:07.554

Lap	Lap Tm	Diff	Time of Day
(46) Robert Hornbeck			
1	1:56.276	+34.867	9:25:23.449
2	1:28.947	+7.538	9:26:52.396
3	1:23.616	+2.207	9:28:16.012
4	1:22.643	+1.234	9:29:38.655
5	1:23.204	+1.795	9:31:01.859
6	1:22.083	+0.674	9:32:23.942
7	1:21.409	-	9:33:45.351
8	1:21.651	+0.242	9:35:07.002
9	1:22.023	+0.614	9:36:29.025
10	1:21.473	+0.064	9:37:50.498

Lap	Lap Tm	Diff	Time of Day
(761) Scott Arthur			
1	1:41.389	+19.206	9:25:18.340
2	1:24.530	+2.347	9:26:42.870
3	1:22.972	+0.789	9:28:05.842
4	1:24.042	+1.859	9:29:29.884
5	1:22.430	+0.247	9:30:52.314
6	1:23.209	+1.026	9:32:15.523
7	1:23.000	+0.817	9:33:38.523
8	1:22.559	+0.376	9:35:01.082
9	1:22.295	+0.112	9:36:23.377
10	1:22.183	-	9:37:45.560

Lap	Lap Tm	Diff	Time of Day
(72) Keith Van Dyne			
1	1:38.552	+15.396	9:25:25.774
2	1:28.186	+5.030	9:26:53.960
3	1:23.395	+0.239	9:28:17.355
4	1:23.156	-	9:29:40.511
5	1:27.163	+4.007	9:31:07.674
6	1:24.631	+1.475	9:32:32.305

Lap	Lap Tm	Diff	Time of Day
(393) Steven C. Young			
1	1:47.765	+21.030	9:25:30.298
2	1:28.351	+1.616	9:26:58.649
3	1:26.735	-	9:28:25.384
4	1:27.041	+0.306	9:29:52.425

Lap	Lap Tm	Diff	Time of Day
(711) Roland Stec			
1	1:35.947	-	9:25:54.473





Group 6 & NOW

Group 6 Race MON

Race

Mission Raceway Park 2.120 Km

01/09/2008 12:45 PM



Lap	Lap Tm	Diff	Time of Day
(711) Roland Stec			
1	1:25.287	+10.504	13:08:13.843
2	1:17.353	+2.570	13:09:31.196
3	1:17.141	+2.358	13:10:48.337
4	1:17.462	+2.679	13:12:05.799
5	1:18.643	+3.860	13:13:24.442
6	1:17.070	+2.287	13:14:41.512
7	1:14.783	-	13:15:56.295
8	1:16.378	+1.595	13:17:12.673
9	1:15.067	+0.284	13:18:27.740
10	1:15.758	+0.975	13:19:43.498
11	1:14.879	+0.096	13:20:58.377
12	1:17.108	+2.325	13:22:15.485
13	1:17.922	+3.139	13:23:33.407
14	1:16.739	+1.956	13:24:50.146
15	1:17.390	+2.607	13:26:07.536
16	1:15.804	+1.021	13:27:23.340
17	1:15.641	+0.858	13:28:38.981
18	1:15.301	+0.518	13:29:54.282
19	1:16.821	+2.038	13:31:11.103
20	1:15.612	+0.829	13:32:26.715
21	1:15.770	+0.987	13:33:42.485
22	1:15.065	+0.282	13:34:57.550
23	1:15.623	+0.840	13:36:13.173

Lap	Lap Tm	Diff	Time of Day
(8) Lee Fjellanger			
1	1:19.895	+1.239	13:08:07.404
2	1:19.352	+0.696	13:09:26.756
3	1:19.461	+0.805	13:10:46.217
4	1:19.047	+0.391	13:12:05.264
5	1:18.656	-	13:13:23.920
6	1:19.991	+1.335	13:14:43.911
7	1:18.993	+0.337	13:16:02.904
8	1:20.904	+2.248	13:17:23.808
9	1:19.048	+0.392	13:18:42.856
10	1:19.287	+0.631	13:20:02.143
11	1:19.291	+0.635	13:21:21.434
12	1:20.092	+1.436	13:22:41.526
13	1:19.202	+0.546	13:24:00.728
14	1:21.358	+2.702	13:25:22.086
15	1:19.786	+1.130	13:26:41.872
16	1:19.604	+0.948	13:28:01.476
17	1:22.452	+3.796	13:29:23.928
18	1:20.258	+1.602	13:30:44.186
19	1:20.106	+1.450	13:32:04.292
20	1:21.967	+3.311	13:33:26.259
21	1:24.309	+5.653	13:34:50.568
22	1:23.402	+4.746	13:36:13.970

Lap	Lap Tm	Diff	Time of Day
(707) Alan J. Harrington			
1	1:21.340	+2.712	13:08:41.317
2	1:20.358	+1.730	13:10:01.675
3	1:19.674	+1.046	13:11:21.349
4	1:19.262	+0.634	13:12:40.611
5	1:19.313	+0.685	13:13:59.924
6	1:19.274	+0.646	13:15:19.198
7	1:19.875	+1.247	13:16:39.073
8	1:21.582	+2.954	13:18:00.655
9	1:19.158	+0.530	13:19:19.813
10	1:19.112	+0.484	13:20:38.925

Lap	Lap Tm	Diff	Time of Day
11	1:20.342	+1.714	13:21:59.267
12	1:18.924	+0.296	13:23:18.191
13	1:19.178	+0.550	13:24:37.369
14	1:18.860	+0.232	13:25:56.229
15	1:18.628	-	13:27:14.857
16	1:19.533	+0.905	13:28:34.390
17	1:19.224	+0.596	13:29:53.614
18	1:20.326	+1.698	13:31:13.940
19	1:18.653	+0.025	13:32:32.593
20	1:20.904	+2.276	13:33:53.497
21	1:19.557	+0.929	13:35:13.054
22	1:18.799	+0.171	13:36:31.853

Lap	Lap Tm	Diff	Time of Day
(710) David W. Neveaux			
1	1:22.435	+2.711	13:08:10.545
2	1:20.549	+0.825	13:09:31.094
3	1:20.780	+1.056	13:10:51.874
4	1:20.460	+0.736	13:12:12.334
5	1:19.724	-	13:13:32.058
6	1:20.509	+0.785	13:14:52.567
7	1:21.063	+1.339	13:16:13.630
8	1:20.722	+0.998	13:17:34.352
9	1:20.229	+0.505	13:18:54.581
10	1:20.336	+0.612	13:20:14.917
11	1:20.474	+0.750	13:21:35.391
12	1:20.125	+0.401	13:22:55.516
13	1:20.193	+0.469	13:24:15.709
14	1:21.030	+1.306	13:25:36.739
15	1:22.112	+2.388	13:26:58.851
16	1:22.678	+2.954	13:28:21.529
17	1:22.589	+2.865	13:29:44.318
18	1:24.092	+4.368	13:31:08.210
19	1:23.124	+3.400	13:32:31.334
20	1:22.968	+3.244	13:33:54.302
21	1:22.856	+3.132	13:35:17.158
22	1:22.621	+2.897	13:36:39.779

Lap	Lap Tm	Diff	Time of Day
(3) David VanAmburg			
1	1:22.952	+2.914	13:08:43.470
2	1:21.808	+1.770	13:10:05.278
3	1:20.758	+0.720	13:11:26.036
4	1:21.232	+1.194	13:12:47.268
5	1:20.728	+0.690	13:14:07.996
6	1:20.298	+0.260	13:15:28.294
7	1:21.073	+1.035	13:16:49.367
8	1:20.596	+0.558	13:18:09.963
9	1:20.196	+0.158	13:19:30.159
10	1:20.369	+0.331	13:20:50.528
11	1:20.541	+0.503	13:22:11.069
12	1:20.817	+0.779	13:23:31.886
13	1:21.992	+1.954	13:24:53.878
14	1:20.287	+0.249	13:26:14.165
15	1:20.548	+0.510	13:27:34.713
16	1:20.356	+0.318	13:28:55.069
17	1:20.225	+0.187	13:30:15.294
18	1:20.764	+0.726	13:31:36.058
19	1:20.259	+0.221	13:32:56.317
20	1:20.038	-	13:34:16.355
21	1:20.770	+0.732	13:35:37.125
22	1:20.488	+0.450	13:36:57.613

Lap	Lap Tm	Diff	Time of Day
(715) Colin Hannah			
1	1:23.808	+2.811	13:08:44.306
2	1:21.358	+0.361	13:10:05.664
3	1:21.143	+0.146	13:11:26.807
4	1:21.517	+0.520	13:12:48.324
5	1:21.396	+0.399	13:14:09.720
6	1:21.238	+0.241	13:15:30.958
7	1:21.790	+0.793	13:16:52.748
8	1:21.458	+0.461	13:18:14.206
9	1:21.657	+0.660	13:19:35.863
10	1:21.794	+0.797	13:20:57.657
11	1:22.114	+1.117	13:22:19.771
12	1:20.997	-	13:23:40.768
13	1:21.009	+0.012	13:25:01.777
14	1:21.439	+0.442	13:26:23.216
15	1:21.038	+0.041	13:27:44.254
16	1:21.096	+0.099	13:29:05.350
17	1:21.351	+0.354	13:30:26.701
18	1:21.397	+0.400	13:31:48.098
19	1:22.067	+1.070	13:33:10.165
20	1:21.418	+0.421	13:34:31.583
21	1:21.744	+0.747	13:35:53.327
22	1:22.206	+1.209	13:37:15.533

Lap	Lap Tm	Diff	Time of Day
(781) Norm Smith			
1	1:26.063	+4.922	13:08:14.912
2	1:21.622	+0.481	13:09:36.534
3	1:22.264	+1.123	13:10:58.798
4	1:22.477	+1.336	13:12:21.275
5	1:22.112	+0.971	13:13:43.387
6	1:21.659	+0.518	13:15:05.046
7	1:31.244	+10.103	13:16:36.290
8	1:26.144	+5.003	13:18:02.434
9	1:22.663	+1.522	13:19:25.097
10	1:22.615	+1.474	13:20:47.712
11	1:22.114	+0.973	13:22:09.826
12	1:24.891	+3.750	13:23:34.717
13	1:21.141	-	13:24:55.858
14	1:21.295	+0.154	13:26:17.153
15	1:21.704	+0.563	13:27:38.857
16	1:21.834	+0.693	13:29:00.691
17	1:22.542	+1.401	13:30:23.233
18	1:23.303	+2.162	13:31:46.536
19	1:25.534	+4.393	13:33:12.070
20	1:21.914	+0.773	13:34:33.984
21	1:21.720	+0.579	13:35:55.704
22	1:22.331	+1.190	13:37:18.035

Lap	Lap Tm	Diff	Time of Day
(761) Scott Arthur			
1	1:23.674	+2.555	13:08:44.956
2	1:22.623	+1.504	13:10:07.579
3	1:22.283	+1.164	13:11:29.862
4	1:21.836	+0.717	13:12:51.697
5	1:21.449	+0.330	13:14:13.147
6	1:21.386	+0.267	13:15:34.533
7	1:21.378	+0.259	13:16:55.911
8	1:21.299	+0.180	13:18:17.210
9	1:21.336	+0.217	13:19:38.546
10	1:21.477	+0.358	13:21:00.023
11	1:21.792	+0.673	13:22:21.815
12	1:21.449	+0.330	13:23:43.264




Group 6 & NOW

Group 6 Race MON

Race

Mission Raceway Park 2.120 Km

01/09/2008 12:45 PM



Lap	Lap Tm	Diff	Time of Day
13	1:21.119	-	13:25:04.383
14	1:24.052	+2.933	13:26:28.435
15	1:22.241	+1.122	13:27:50.676
16	1:21.615	+0.496	13:29:12.291
17	1:22.597	+1.478	13:30:34.888
18	1:21.978	+0.859	13:31:56.866
19	1:21.590	+0.471	13:33:18.456
20	1:22.012	+0.893	13:34:40.468
21	1:22.150	+1.031	13:36:02.618
22	1:22.104	+0.985	13:37:24.722

(63) Ron Bonham

1	1:26.053	+4.387	13:08:47.876
2	1:23.609	+1.943	13:10:11.485
3	1:23.638	+1.972	13:11:35.123
4	1:22.581	+0.915	13:12:57.704
5	1:22.670	+1.004	13:14:20.374
6	1:22.629	+0.963	13:15:43.003
7	1:22.234	+0.568	13:17:05.237
8	1:22.688	+1.022	13:18:27.925
9	1:23.025	+1.359	13:19:50.950
10	1:22.467	+0.801	13:21:13.417
11	1:22.756	+1.090	13:22:36.173
12	1:22.903	+1.237	13:23:59.076
13	1:22.568	+0.902	13:25:21.644
14	1:23.954	+2.288	13:26:45.598
15	1:23.415	+1.749	13:28:09.013
16	1:23.094	+1.428	13:29:32.107
17	1:22.116	+0.450	13:30:54.223
18	1:22.008	+0.342	13:32:16.231
19	1:22.194	+0.528	13:33:38.425
20	1:23.076	+1.410	13:35:01.501
21	1:21.666	-	13:36:23.167

(393) Steven C. Young

1	1:27.861	+5.278	13:08:49.154
2	1:24.342	+1.759	13:10:13.496
3	1:24.048	+1.465	13:11:37.544
4	1:24.047	+1.464	13:13:01.591
5	1:23.531	+0.948	13:14:25.122
6	1:23.587	+1.004	13:15:48.709
7	1:24.463	+1.880	13:17:13.172
8	1:23.595	+1.012	13:18:36.767
9	1:23.640	+1.057	13:20:00.407
10	1:24.269	+1.686	13:21:24.676
11	1:23.097	+0.514	13:22:47.773
12	1:22.583	-	13:24:10.356
13	1:23.386	+0.803	13:25:33.742
14	1:23.120	+0.537	13:26:56.862
15	1:22.770	+0.187	13:28:19.632
16	1:23.009	+0.426	13:29:42.641
17	1:23.093	+0.510	13:31:05.734
18	1:23.383	+0.800	13:32:29.117
19	1:22.906	+0.323	13:33:52.023
20	1:24.042	+1.459	13:35:16.065
21	1:22.798	+0.215	13:36:38.863

(72) Keith Van Dyne

1	1:25.352	+3.181	13:08:13.754
2	1:22.171	-	13:09:35.925
3	1:22.672	+0.501	13:10:58.597

Lap	Lap Tm	Diff	Time of Day
4	1:26.672	+4.501	13:12:25.269
5	1:24.797	+2.626	13:13:50.066
6	1:24.145	+1.974	13:15:14.211
7	1:26.666	+4.495	13:16:40.877
8	1:22.785	+0.614	13:18:03.662
9	1:22.500	+0.329	13:19:26.162
10	1:22.654	+0.483	13:20:48.816
11	1:33.734	+11.563	13:22:22.550
12	1:27.137	+4.966	13:23:49.687
13	1:24.599	+2.428	13:25:14.286
14	1:23.420	+1.249	13:26:37.706
15	1:29.349	+7.178	13:28:07.055
16	1:27.568	+5.397	13:29:34.623
p17	2:03.624	+41.453	13:31:38.247
18	1:35.261	+13.090	13:33:13.508
19	1:22.601	+0.430	13:34:36.109
20	1:22.728	+0.557	13:35:58.837
21	1:23.760	+1.589	13:37:22.597

(54) Paul Whitworth

1	1:31.163	+4.309	13:08:53.019
2	1:28.421	+1.567	13:10:21.440
3	1:27.473	+0.619	13:11:48.913
4	1:27.572	+0.718	13:13:16.485
5	1:29.938	+3.084	13:14:46.423
6	1:29.116	+2.262	13:16:15.539
7	1:27.338	+0.484	13:17:42.877
8	1:27.078	+0.224	13:19:09.955
9	1:27.319	+0.465	13:20:37.274
10	1:29.222	+2.368	13:22:06.496
11	1:27.812	+0.958	13:23:34.308
12	1:27.426	+0.572	13:25:01.734
13	1:27.705	+0.851	13:26:29.439
14	1:27.204	+0.350	13:27:56.643
15	1:28.121	+1.267	13:29:24.764
16	1:28.589	+1.735	13:30:53.353
17	1:27.635	+0.781	13:32:20.988
18	1:26.997	+0.143	13:33:47.985
19	1:28.753	+1.899	13:35:16.738
20	1:26.854	-	13:36:43.592

(64) Kirk Hall

1	1:22.019	+2.223	13:08:10.053
2	1:20.516	+0.720	13:09:30.569
3	1:20.991	+1.195	13:10:51.560
4	1:20.626	+0.830	13:12:12.186
5	1:20.439	+0.643	13:13:32.625
6	1:20.456	+0.660	13:14:53.081
7	1:21.310	+1.514	13:16:14.391
8	1:20.636	+0.840	13:17:35.027
9	1:20.465	+0.669	13:18:55.492
10	1:20.087	+0.291	13:20:15.579
11	1:20.494	+0.698	13:21:36.073
12	1:19.796	-	13:22:55.869
p13	13:35.261	+12:15.465	13:36:31.130

(46) Robert Hornbeck

1	1:24.248	+2.713	13:08:12.687
2	1:22.605	+1.070	13:09:35.292
3	1:22.649	+1.114	13:10:57.941
4	1:26.785	+5.250	13:12:24.726

Lap	Lap Tm	Diff	Time of Day
5	1:21.535	-	13:13:46.261
6	1:21.888	+0.353	13:15:08.149
7	1:23.451	+1.916	13:16:31.600
8	1:22.811	+1.276	13:17:54.411
9	1:21.898	+0.363	13:19:16.309
10	1:22.307	+0.772	13:20:38.616
11	1:23.427	+1.892	13:22:02.043
12	1:22.216	+0.681	13:23:24.259
13	1:22.511	+0.976	13:24:46.770
14	1:22.875	+1.340	13:26:09.645
15	1:22.002	+0.467	13:27:31.647
16	1:21.860	+0.325	13:28:53.507

(4) Bob Posner

1	1:21.673	-	13:08:41.746
---	----------	---	--------------

(19) Al Ores

1	1:31.405	-	13:08:53.094
---	----------	---	--------------



Group 7 - NCW

Mission Raceway Park 2.120 Km

Group 7 Practice SUN

31/08/2008 11:35 AM

Practice

Lap	Lap Tm	Diff	Time of Day
(727) John Gillespie			
1	1:50.013	+23.888	12:07:23.828
2	1:29.496	+3.371	12:08:53.324
3	1:29.586	+3.461	12:10:22.910
4	1:33.098	+6.973	12:11:56.008
5	1:28.387	+2.262	12:13:24.395
6	1:26.871	+0.746	12:14:51.266
7	1:26.422	+0.297	12:16:17.688
8	1:26.125	-	12:17:43.813
9	1:28.273	+2.148	12:19:12.086
(712) Bruce Chan			
1	1:46.766	+20.556	12:07:25.488
2	1:29.721	+3.511	12:08:55.209
3	1:31.265	+5.055	12:10:26.474
4	1:32.552	+6.342	12:11:59.026
5	1:30.752	+4.542	12:13:29.778
6	1:26.210	-	12:14:55.988
7	1:28.702	+2.492	12:16:24.690
8	1:27.313	+1.103	12:17:52.003
9	1:28.148	+1.938	12:19:20.151
(324) Brad Biggenstaff			
1	1:48.391	+22.089	12:07:12.447
2	1:28.481	+2.179	12:08:40.928
3	1:27.085	+0.783	12:10:08.013
4	1:26.302	-	12:11:34.315
5	1:27.475	+1.173	12:13:01.790
6	1:26.966	+0.664	12:14:28.756
7	1:27.469	+1.167	12:15:56.225
(747) Giles Medlicott			
1	1:48.040	+21.060	12:07:25.088
2	1:29.054	+2.074	12:08:54.142
3	1:31.847	+4.867	12:10:25.989
4	1:30.643	+3.663	12:11:56.632
5	1:33.188	+6.208	12:13:29.820
6	1:29.582	+2.602	12:14:59.402
7	1:28.562	+1.582	12:16:27.964
8	1:27.824	+0.844	12:17:55.788
9	1:26.980	-	12:19:22.768
(304) Barton House			
1	1:50.408	+22.985	12:07:22.798
2	1:29.407	+1.984	12:08:52.205
3	1:30.010	+2.587	12:10:22.215
4	1:28.479	+1.056	12:11:50.694
5	1:29.624	+2.201	12:13:20.318
6	1:28.741	+1.318	12:14:49.059
7	1:27.423	-	12:16:16.482
8	1:28.240	+0.817	12:17:44.722
9	1:28.901	+1.478	12:19:13.623
(772) Brad Zimmerman			
1	1:50.775	+20.963	12:07:41.350
2	1:41.078	+11.266	12:09:22.428
3	1:33.168	+3.356	12:10:55.596
4	1:32.611	+2.799	12:12:28.207
5	1:31.436	+1.624	12:13:59.643
6	1:30.963	+1.151	12:15:30.606

Lap	Lap Tm	Diff	Time of Day
7	1:29.812	-	12:17:00.418
8	1:30.379	+0.567	12:18:30.797
9	1:32.041	+2.229	12:20:02.838
(329) Mark Finnis			
1	1:48.572	+17.506	12:07:18.500
2	1:33.847	+2.781	12:08:52.347
3	1:33.736	+2.670	12:10:26.083
4	1:36.066	+5.000	12:12:02.149
5	1:34.607	+3.541	12:13:36.756
6	1:32.159	+1.093	12:15:08.915
7	1:31.944	+0.878	12:16:40.859
8	1:31.217	+0.151	12:18:12.076
9	1:31.066	-	12:19:43.142
(790) Bruce Jamieson			
1	1:48.818	+17.713	12:07:15.317
2	1:33.073	+1.968	12:08:48.390
3	1:33.745	+2.640	12:10:22.135
4	1:33.606	+2.501	12:11:55.741
5	1:33.762	+2.657	12:13:29.503
6	1:34.277	+3.172	12:15:03.780
7	1:32.981	+1.876	12:16:36.761
8	1:31.900	+0.795	12:18:08.661
9	1:31.105	-	12:19:39.766
(338) David Wahl			
1	1:50.364	+16.561	12:07:30.961
2	1:35.212	+1.409	12:09:06.173
3	1:34.658	+0.855	12:10:40.831
4	1:35.315	+1.512	12:12:16.146
5	1:35.119	+1.316	12:13:51.265
6	1:33.803	-	12:15:25.068
7	1:34.942	+1.139	12:17:00.010
8	1:34.702	+0.899	12:18:34.712
9	1:34.048	+0.245	12:20:08.760
(701) Jason Stennes			
1	1:53.765	+16.194	12:07:40.713
p2	3:01.833	+1:24.262	12:10:42.546
3	1:45.056	+7.485	12:12:27.602
4	1:37.571	-	12:14:05.173
5	1:37.750	+0.179	12:15:42.923
(719) Axell Swifts			
1	1:54.645	-	12:07:37.947

Lap	Lap Tm	Diff	Time of Day
-----	--------	------	-------------



Twice is Nice Weekend


Group 7 - NCW

Group 7 Race SUN

Race

Mission Raceway Park 2.120 Km

31/08/2008 04:50 PM



Lap	Lap Tm	Diff	Time of Day
(719) Axell Swifts			
1	1:35.009	+11.501	17:33:22.469
2	1:27.458	+3.950	17:34:49.927
3	1:28.029	+4.521	17:36:17.956
4	1:25.357	+1.849	17:37:43.313
5	1:24.539	+1.031	17:39:07.852
6	1:25.593	+2.085	17:40:33.445
7	1:24.933	+1.425	17:41:58.378
8	1:25.181	+1.673	17:43:23.559
9	1:25.832	+2.324	17:44:49.391
10	2:22.524	+59.016	17:47:11.915
11	2:44.283	+1:20.775	17:49:56.198
12	2:13.114	+49.606	17:52:09.312
13	1:27.656	+4.148	17:53:36.968
14	1:25.846	+2.338	17:55:02.814
15	1:25.186	+1.678	17:56:28.000
16	1:24.130	+0.622	17:57:52.130
17	1:23.508	-	17:59:15.638
18	1:24.136	+0.628	18:00:39.774
19	1:24.999	+1.491	18:02:04.773

Lap	Lap Tm	Diff	Time of Day
(712) Bruce Chan			
1	1:35.246	+10.280	17:33:22.483
2	1:31.168	+6.202	17:34:53.651
3	1:29.161	+4.195	17:36:22.812
4	1:27.044	+2.078	17:37:49.856
5	1:26.228	+1.262	17:39:16.084
6	1:26.536	+1.570	17:40:42.620
7	1:25.577	+0.611	17:42:08.197
8	1:25.107	+0.141	17:43:33.304
9	1:26.859	+1.893	17:45:00.163
10	2:12.809	+47.843	17:47:12.972
11	2:44.293	+1:19.327	17:49:57.265
12	2:13.084	+48.118	17:52:10.349
13	1:26.698	+1.732	17:53:37.047
14	1:25.127	+0.161	17:55:02.174
15	1:26.646	+1.680	17:56:28.820
16	1:25.559	+0.593	17:57:54.379
17	1:24.966	-	17:59:19.345
18	1:25.021	+0.055	18:00:44.366
19	1:25.084	+0.118	18:02:09.450

Lap	Lap Tm	Diff	Time of Day
(727) John Gillespie			
1	1:36.225	+12.705	17:33:23.779
2	1:30.672	+7.152	17:34:54.451
3	1:28.952	+5.432	17:36:23.403
4	1:28.354	+4.834	17:37:51.757
5	1:26.557	+3.037	17:39:18.314
6	1:25.674	+2.154	17:40:43.988
7	1:25.935	+2.415	17:42:09.923
8	1:25.381	+1.861	17:43:35.304
9	1:26.806	+3.286	17:45:02.110
10	2:13.037	+49.517	17:47:15.147
11	2:45.422	+1:21.902	17:50:00.569
12	2:11.404	+47.884	17:52:11.973
13	1:28.763	+5.243	17:53:40.736
14	1:25.480	+1.960	17:55:06.216
15	1:25.860	+2.340	17:56:32.076
16	1:24.212	+0.692	17:57:56.288
17	1:23.520	-	17:59:19.808

Lap	Lap Tm	Diff	Time of Day
18	1:25.032	+1.512	18:00:44.840
19	1:25.896	+2.376	18:02:10.736
(324) Brad Biggenstaff			
1	1:37.182	+12.359	17:33:24.384
2	1:31.080	+6.257	17:34:55.464
3	1:28.552	+3.729	17:36:24.016
4	1:28.162	+3.339	17:37:52.178
5	1:24.823	-	17:39:17.001
6	1:26.530	+1.707	17:40:43.531
7	1:25.638	+0.815	17:42:09.169
8	1:25.692	+0.869	17:43:34.861
9	1:26.335	+1.512	17:45:01.196
10	2:13.545	+48.722	17:47:14.741
11	2:44.832	+1:20.009	17:49:59.573
12	2:11.785	+46.962	17:52:11.358
13	1:28.348	+3.525	17:53:39.706
14	1:26.317	+1.494	17:55:06.023
15	1:27.547	+2.724	17:56:33.570
16	1:26.488	+1.665	17:58:00.058
17	1:27.343	+2.520	17:59:27.401
18	1:26.515	+1.692	18:00:53.916
19	1:25.389	+0.566	18:02:19.305

Lap	Lap Tm	Diff	Time of Day
(747) Giles Medicott			
1	1:32.663	+6.438	17:33:19.566
2	1:27.360	+1.135	17:34:46.926
3	1:27.512	+1.287	17:36:14.438
4	1:26.718	+0.493	17:37:41.156
5	1:26.225	-	17:39:07.381
6	1:30.459	+4.234	17:40:37.840
7	1:27.869	+1.644	17:42:05.709
8	1:27.595	+1.370	17:43:33.304
9	1:27.903	+1.678	17:45:01.207
10	2:12.817	+46.592	17:47:14.024
11	2:44.582	+1:18.357	17:49:58.606
12	2:12.480	+46.255	17:52:11.086
13	1:29.706	+3.481	17:53:40.792
14	1:27.088	+0.863	17:55:07.880
15	1:26.469	+0.244	17:56:34.349
16	1:27.105	+0.880	17:58:01.454
17	1:26.881	+0.656	17:59:28.335
18	1:26.371	+0.146	18:00:54.706
19	1:26.607	+0.382	18:02:21.313

Lap	Lap Tm	Diff	Time of Day
(304) Barton House			
1	1:33.952	+7.231	17:33:20.794
2	1:28.582	+1.861	17:34:49.376
3	1:29.157	+2.436	17:36:18.533
4	1:29.210	+2.489	17:37:47.743
5	1:26.909	+0.188	17:39:14.652
6	1:27.227	+0.506	17:40:41.879
7	1:31.171	+4.450	17:42:13.050
8	1:29.368	+2.647	17:43:42.418
9	1:30.786	+4.065	17:45:13.204
10	2:03.562	+36.841	17:47:16.766
11	2:45.455	+1:18.734	17:50:02.221
12	2:09.854	+43.133	17:52:12.075
13	1:31.370	+4.649	17:53:43.445
14	1:26.721	-	17:55:10.166
15	1:27.379	+0.658	17:56:37.545

Lap	Lap Tm	Diff	Time of Day
16	1:27.681	+0.960	17:58:05.226
17	1:28.148	+1.427	17:59:33.374
18	1:28.905	+2.184	18:01:02.279
19	1:28.927	+2.206	18:02:31.206
(790) Bruce Jamieson			
1	1:33.812	+5.964	17:33:19.213
2	1:34.927	+7.079	17:34:54.140
3	1:33.882	+6.034	17:36:28.022
4	1:33.853	+6.005	17:38:01.875
5	1:31.959	+4.111	17:39:33.834
6	1:31.297	+3.449	17:41:05.131
7	1:31.987	+4.139	17:42:37.118
8	1:32.755	+4.907	17:44:09.873
9	1:34.361	+6.513	17:45:44.234
10	1:34.902	+7.054	17:47:19.136
11	2:44.180	+1:16.332	17:50:03.316
12	2:10.932	+43.084	17:52:14.248
13	1:30.571	+2.723	17:53:44.819
14	1:29.258	+1.410	17:55:14.077
15	1:28.600	+0.752	17:56:42.677
16	1:28.425	+0.577	17:58:11.102
17	1:27.848	-	17:59:38.950
18	1:27.955	+0.107	18:01:06.905
19	1:27.930	+0.082	18:02:34.835

Lap	Lap Tm	Diff	Time of Day
(329) Mark Finnis			
1	1:39.509	+11.192	17:33:25.723
2	1:32.284	+3.967	17:34:58.007
3	1:31.457	+3.140	17:36:29.464
4	1:32.744	+4.427	17:38:02.208
5	1:32.020	+3.703	17:39:34.228
6	1:30.901	+2.584	17:41:05.129
7	1:30.718	+2.401	17:42:35.847
8	1:32.908	+4.591	17:44:08.755
9	1:47.398	+19.081	17:45:56.153
10	1:47.995	+19.678	17:47:44.148
11	2:21.114	+52.797	17:50:05.262
12	2:11.234	+42.917	17:52:16.496
13	1:31.455	+3.138	17:53:47.951
14	1:31.320	+3.003	17:55:19.271
15	1:29.622	+1.305	17:56:48.893
16	1:28.788	+0.471	17:58:17.681
17	1:28.317	-	17:59:45.998
18	1:28.826	+0.509	18:01:14.824
19	1:29.589	+1.272	18:02:44.413

Lap	Lap Tm	Diff	Time of Day
(338) David Wahl			
1	1:31.732	+0.919	17:33:17.142
2	1:32.119	+1.306	17:34:49.261
3	1:33.435	+2.622	17:36:22.696
4	1:34.236	+3.423	17:37:56.932
5	1:33.585	+2.772	17:39:30.517
6	1:32.287	+1.474	17:41:02.804
7	1:33.097	+2.284	17:42:35.901
8	1:32.064	+1.251	17:44:07.965
9	1:46.464	+15.651	17:45:54.429
10	1:49.197	+18.384	17:47:43.626
11	2:21.046	+50.233	17:50:04.672
12	2:10.203	+39.390	17:52:14.875
13	1:31.611	+0.798	17:53:46.486

Printed: 31/08/2008 06:04:29 PM

Licensed to: Sports Car Club of British Columbia

Chief of Timing & Scoring
Race Director



Orbits 2
www.amb-it.com
www.mylaps.com

Lap	Lap Tm	Diff	Time of Day
14	1:34.006	+3.193	17:55:20.492
15	1:32.040	+1.227	17:56:52.532
16	1:31.121	+0.308	17:58:23.653
17	1:30.849	+0.036	17:59:54.502
18	1:30.813	-	18:01:25.315
19	1:31.371	+0.558	18:02:56.686

(701) Jason Stennes

1	1:38.254	+6.991	17:33:27.157
2	1:41.268	+10.005	17:35:08.425
3	1:33.249	+1.986	17:36:41.674
4	1:32.369	+1.106	17:38:14.043
5	1:32.050	+0.787	17:39:46.093
6	1:36.449	+5.186	17:41:22.542
7	1:33.252	+1.989	17:42:55.794
8	1:32.475	+1.212	17:44:28.269
9	1:37.039	+5.776	17:46:05.308
10	1:42.078	+10.815	17:47:47.386
11	2:19.814	+48.551	17:50:07.200
12	2:10.168	+38.905	17:52:17.368
13	1:32.013	+0.750	17:53:49.381
14	1:32.044	+0.781	17:55:21.425
15	1:31.563	+0.300	17:56:52.988
16	1:31.263	-	17:58:24.251
17	1:32.501	+1.238	17:59:56.752
p18	2:28.105	+56.842	18:02:24.857

(772) Brad Zimmerman

1	1:36.115	+6.716	17:33:22.307
2	1:34.820	+5.421	17:34:57.127
3	1:31.203	+1.804	17:36:28.330
4	1:29.399	-	17:37:57.729
5	1:30.990	+1.591	17:39:28.719
6	1:30.815	+1.416	17:40:59.534
7	1:31.841	+2.442	17:42:31.375
8	1:35.994	+6.595	17:44:07.369
9	1:48.312	+18.913	17:45:55.681

Lap	Lap Tm	Diff	Time of Day
-----	--------	------	-------------

Lap	Lap Tm	Diff	Time of Day
-----	--------	------	-------------

